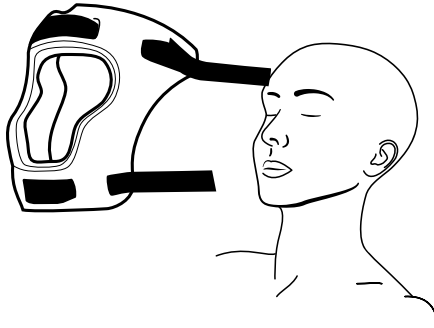
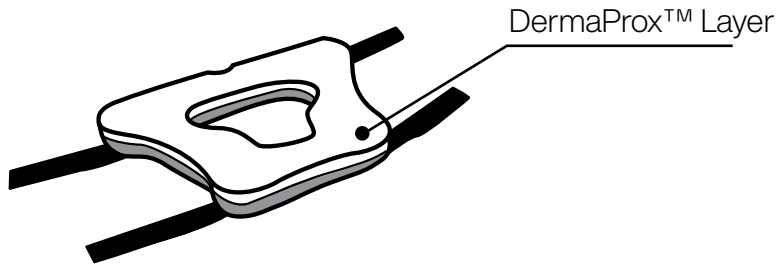


# INSTRUCTIONS FOR USE: Beach Chair Head Restraint - Loop Material Straps (Product #40765)

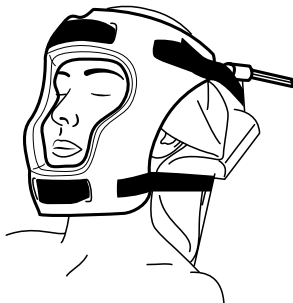
## 1a. Head Restraint - Inside View (Contacts Patient)



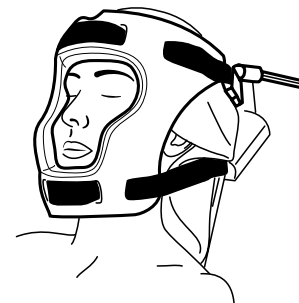
1. Apply the Beach Chair Head Restraint to the patient's face with the DermaProx™ (white) layer facing the patient's skin



2. Center the restraint like a mask around the patient's face, leaving the eyes, nose, and mouth free from obstruction



3. Attach each of the four straps on the sides of the restraint directly to the Beach Chair frame, safely securing the patient's head in place



4. Adjust straps to provide secure positioning. **WARNING:** Avoid over-tightening



702 Prominence Drive  
Pittsburgh, PA 15068 U.S.A.

Tel: 724.337.5500  
Fax: 724.337.0555

xodusmedical.com  
info@xodusmedical.com

FDA REGISTERED  
ISO 13485 CERTIFIED

  
xodusmedical.com/eifu