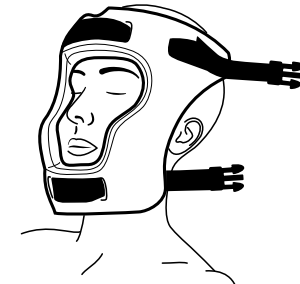
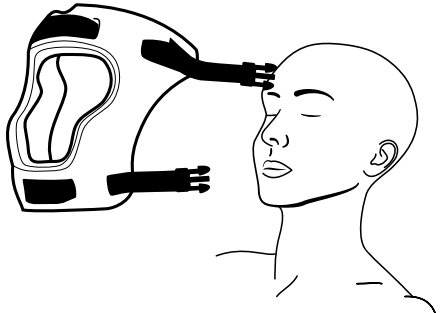
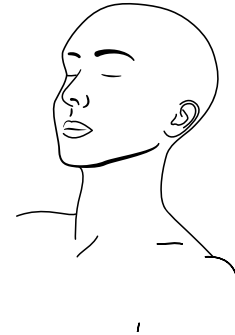
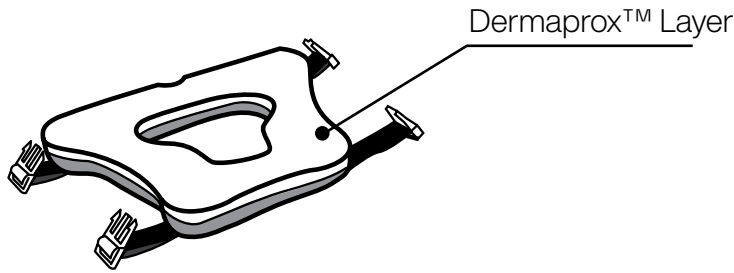


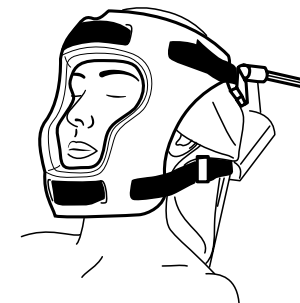

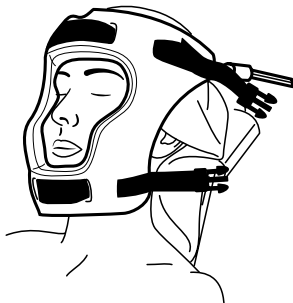
INSTRUCTIONS FOR USE: Beach Chair Head Restraint w/ DermaProx™ & Clip Straps (Product #40763)

1a. Head Restraint - Inside View (Contacts Patient)



1. Apply the Beach Chair Head Restraint to the patient's face with the DermaProx™ (white) layer facing the patient's skin

2. Center the restraint like a mask around the patient's face, leaving the eyes, nose, and mouth free from obstruction




3. Attach each of the four clips on the sides of the restraint directly to the Beach Chair frame, safely securing the patient's head in place

4. Adjust individual strap tension to provide secure positioning. Avoid over-tightening



702 Prominence Drive
Pittsburgh, PA 15068 U.S.A.

Tel: 724.337.5500
Fax: 724.337.0555



xodusmedical.com
info@xodusmedical.com

FDA REGISTERED
ISO 13485 CERTIFIED



xodusmedical.com/eifu

EMERGO EUROPE
Prinsessegracht 20
2514 AP The Hague
The Netherlands