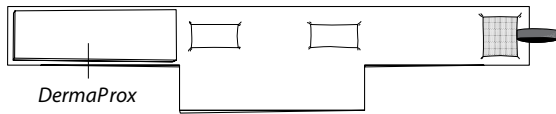
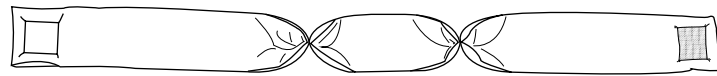
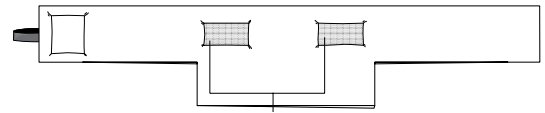


INSTRUCTIONS FOR USE: BEACH CHAIR HEAD RESTRAINT

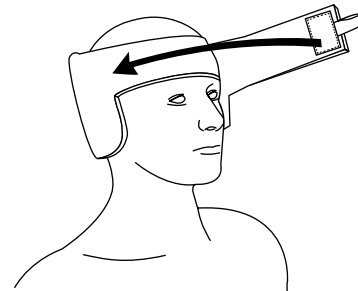
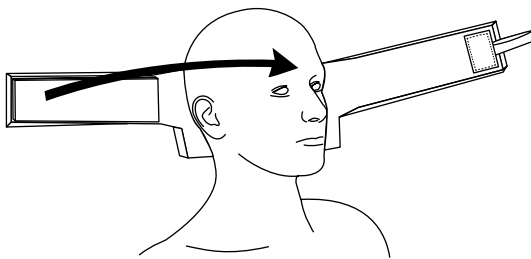
1a. Head Restraint - Inside View (Contacts Patient)



1b. Head Restraint - Outside View (Faces Away from Patient)

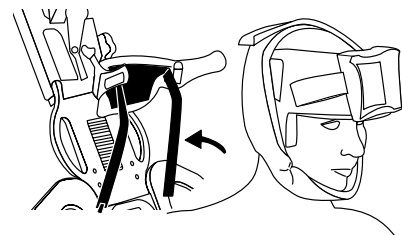
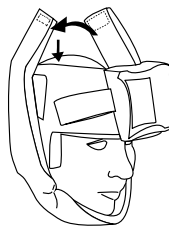


1c. Chin Strap (Cups Patient's Chin)



- Center the inside of the head restraint on the back of the patient's head. Place the strap with the DermaProx pad over the patient's forehead so that the pad rests against the forehead.

- Center the inside of the head restraint on the back of the patient's head. Place the strap with the DermaProx pad over the patient's forehead so that the pad rests against the forehead.




- Place the chin strap over the chin as shown – centering the portion of the strap between the two gathers.

- Place side with Velcro facing away from crown of patient's head then close remaining side of chin strap snugly securing the Velcro.

- Place patient's head into head assembly of Beach Chair, attaching the Velcro squares of the head restraint to that of the head assembly.



- Close Beach Chair strap over head restraint, securing the Velcro of the Beach Chair strap to the head restraint.



702 Prominence Drive
Pittsburgh, PA 15068 U.S.A.

Tel: 724.337.5500
Fax: 724.337.0555

xodusmedical.com
info@xodusmedical.com

FDA REGISTERED
ISO 13485 CERTIFIED

xodusmedical.com/eifu
EMERGO EUROPE
Prinsessegracht 20
2514 AP The Hague
The Netherlands

LITIFUBC001 R3 6/1/2021