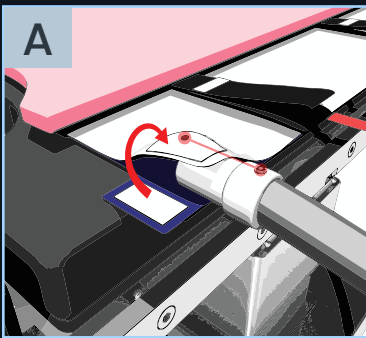


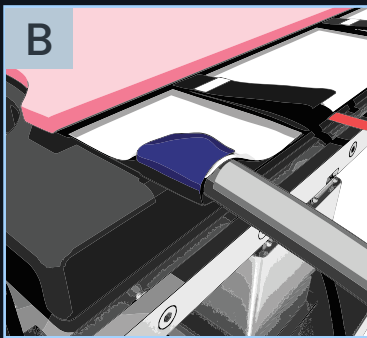
The Pink Pad® AIRC↑D ASSIST™

Quick Usage Guide

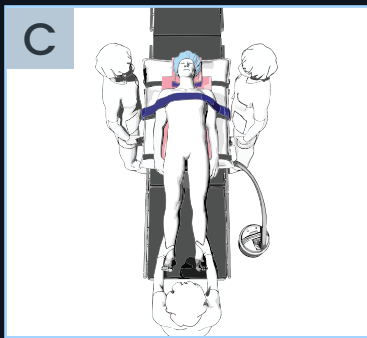
01. Inflating/Deflating



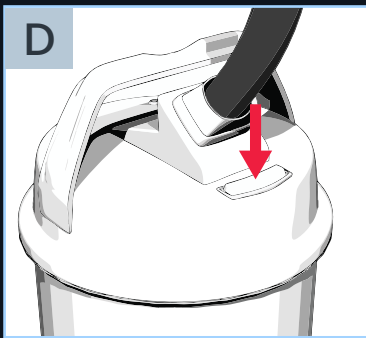
Insert air hose and align connectors



Secure air hose

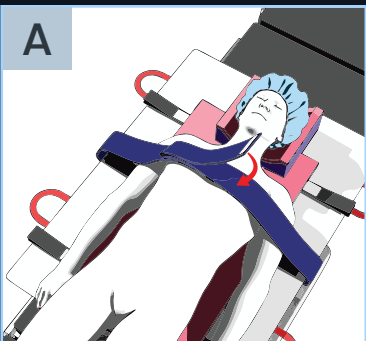


Ensure OR personnel are positioned on all sides of the OR table

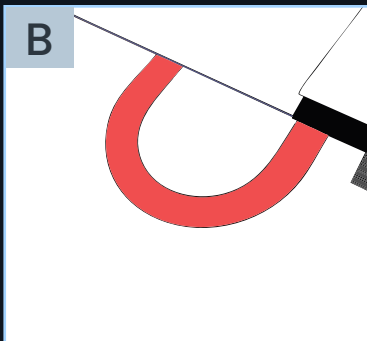


Activate Power-Lift unit for inflation, deactivate for deflation

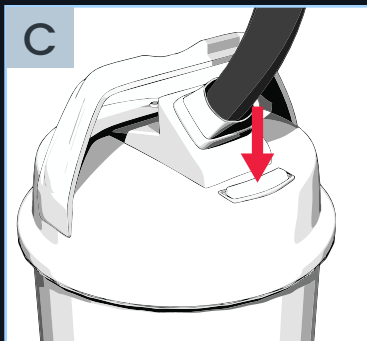
02. Patient Transfer & Positioning



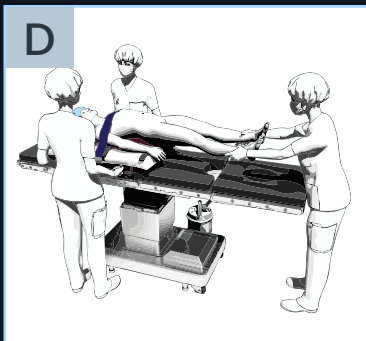
Loosely secure patient transfer strap



Securely grasp transfer handles

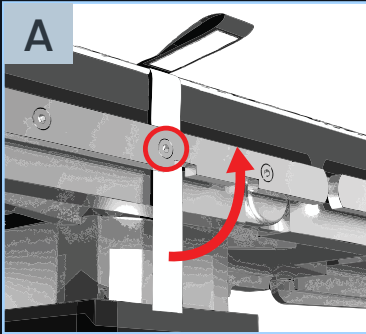


Ensure Power-Lift unit is activated




Support patients' feet/legs. Deactivate Power-Lift unit when desired position is achieved

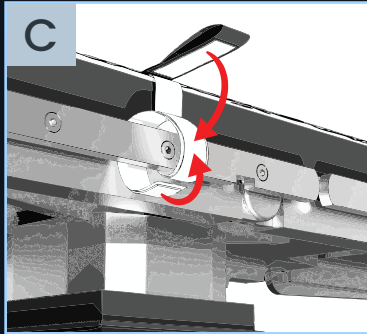
03. Affix to OR Table Using Straps



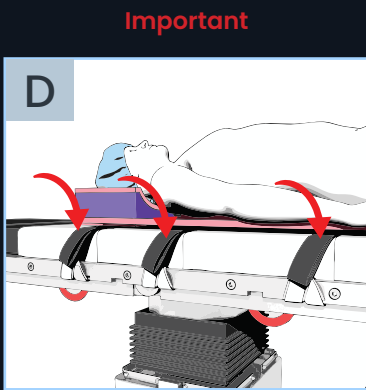
Pass lower strap behind table rail, near a rail-bolt



Loop lower strap around table rail, opposite the rail-bolt

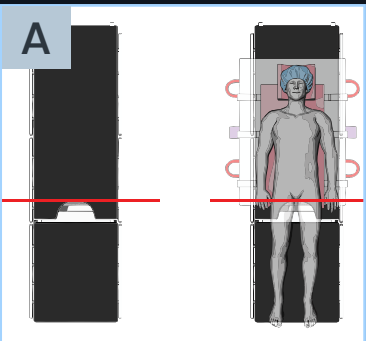


Securely affix both strap ends

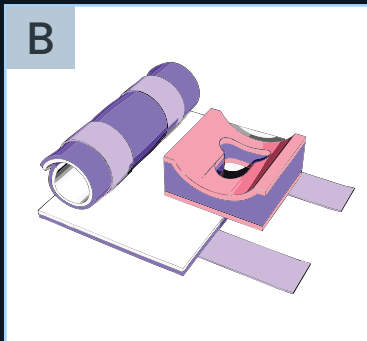


All Table Rail Straps Must Be Attached to OR Table Before Procedure/Patient Positioning

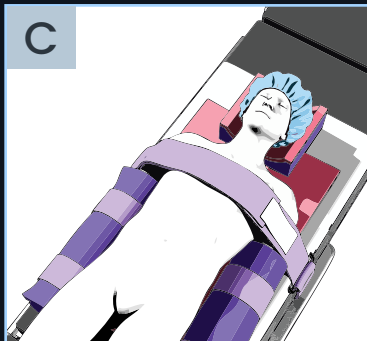
04. Positioning the Patient



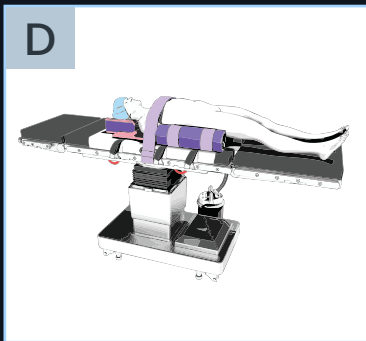
Place patient in the desired position on the OR table



Ensure proper placement of positioning solutions















Secure skin-friendly body strap to OR table rails and apply to patient









Assess patient positioning per hospital protocol prior to procedure

SYMBOL GLOSSARY

 <small>xodusmedical.com/eifu</small>	Consult electronic instructions for use
	Manufacturer
	Humidity limitation
	Temperature limit
	CE Mark
	MedEnvoy Switzerland Gotthardstrasse 28 6302 Zug Switzerland

	Non-Sterile
	Protective conductor
	Alternating current
	Medical device
	Latex free
 (Pink Pad Air Assist)	Emergo Europe Westervoortsedijk 60 6827 AT Arnhem The Netherlands

	Caution
	Protect from moisture
	Application part type BF
	Collect separately
	Do Not Re-use
 (Air Assist Power Lift)	Obelis S.A. Boulevard Général Wahis 53, B-1030 Brussels, BELGIUM Tel: 32(0)2 732 5954 Email: mail@obelis.net