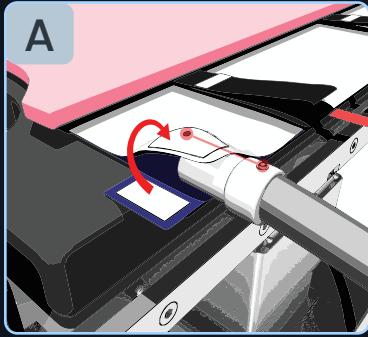


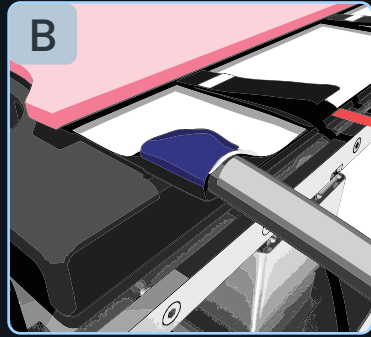
The Pink Pad® AIR ASSIST™

Quick Usage Guide

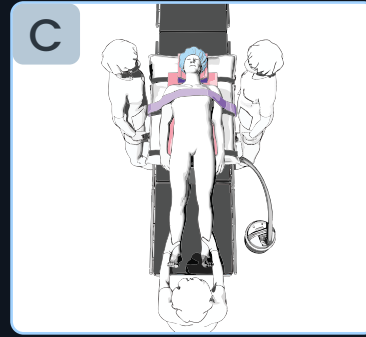
01. Inflating/Deflating



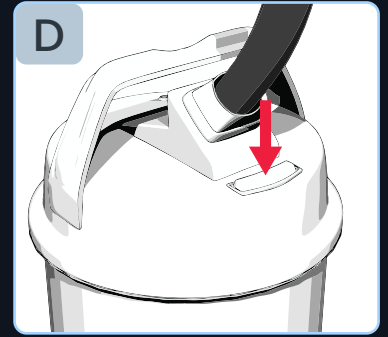
Insert air hose and align connectors



Secure air hose

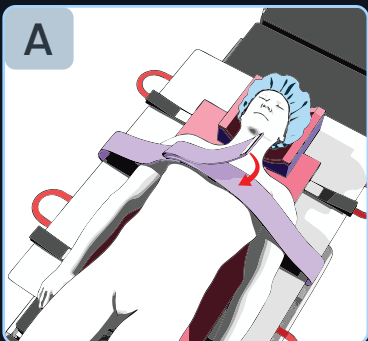


Ensure OR personnel are positioned on all sides of the OR table

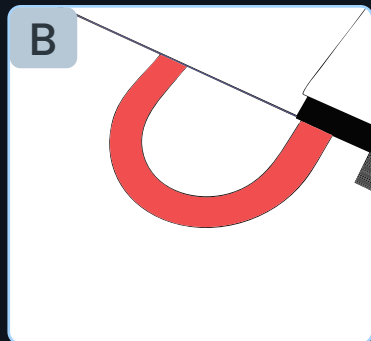


Activate Power-Lift unit for inflation, deactivate for deflation

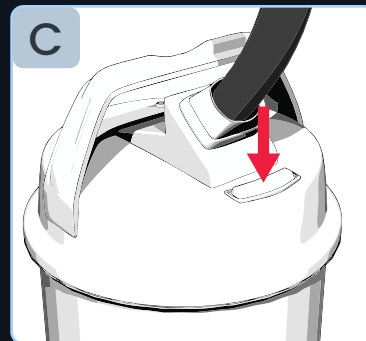
02. Patient Transfer & Positioning



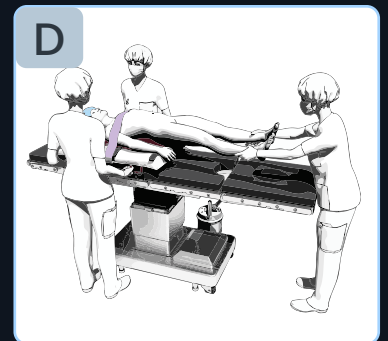
Loosely secure patient transfer strap



Securely grasp transfer handles

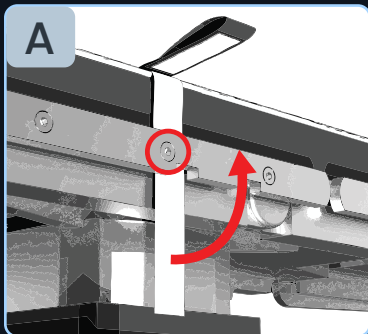


Ensure Power-Lift unit is activated

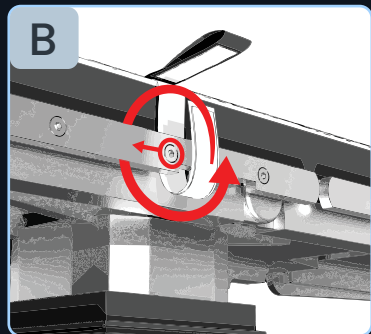


Support patients' feet/legs. Deactivate Power-Lift unit when desired position is achieved

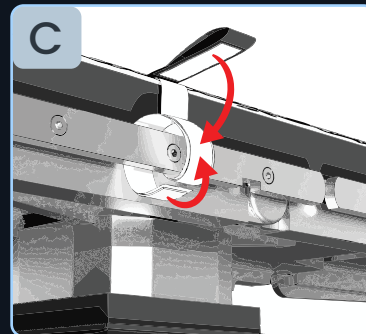
03. Affix to OR Table Using Straps



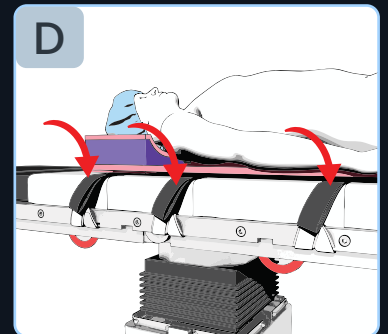
Pass lower strap behind table rail, near a rail-bolt



Loop lower strap around table rail, opposite the rail-bolt

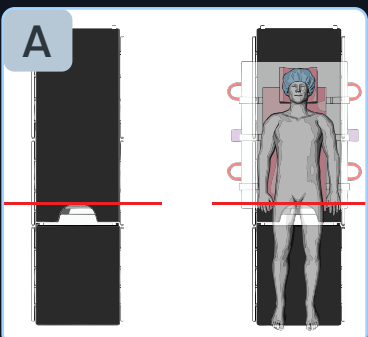


Securely affix both strap ends

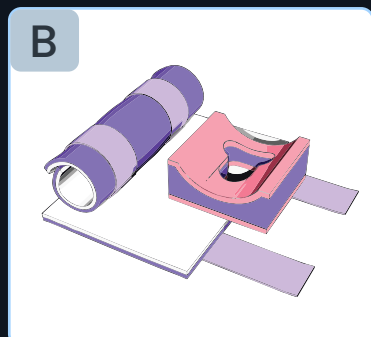


Important
All Table Rail Straps Must Be Attached to OR Table Before Procedure/Patient Positioning

04. Positioning the Patient



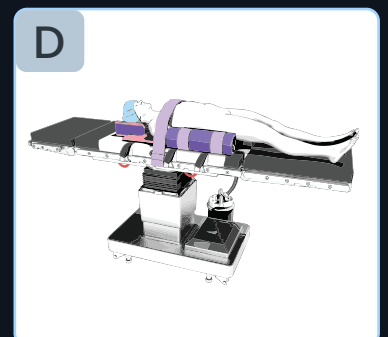
Place patient in the desired position on the OR table



Ensure proper placement of positioning solutions















Secure skin-friendly body strap to OR table rails and apply to patient









Assess patient positioning per hospital protocol prior to procedure

SYMBOL GLOSSARY

| | |
|--|---|
|  xodusmedical.com/eifu | Consult instructions for use or consult electronic instructions for use |
|  | Manufacturer |
|  | Humidity limitation |
|  | Temperature limit |
|  | CE Mark |
|  | MedEnvoy Switzerland Gotthardstrasse 28 6302 Zug Switzerland |

| | |
|---|--|
|  | Non-Sterile |
|  | Protective conductor |
|  | Alternating current |
|  | Medical device |
|  | Latex free |
|  (Pink Pad Air Assist) | Emergo Europe Westervoortsedijk 60 6827 AT Arnhem The Netherlands |

| | |
|---|---|
|  | Caution |
|  | Protect from moisture |
|  | Application part type BF |
|  | Collect separately |
|  | Do Not Re-use |
|  (Air Assist Power Lift) | Obelis S.A. Boulevard Général Wahis 53, B-1030 Brussels, BELGIUM Tel: 32(0)2 732 5954 Email: mail@obelis.net |



702 Prominence Drive
New Kensington, PA 15068,
United States

xodusmedical.com
info@xodusmedical.com
Tel: 1+724-337-5500

FDA REGISTERED
ISO 13485 CERTIFIED



LITIFUAA011 R1 3/19/2025