XODUS MEDICAL
Making Surgery Safer™

Safer Patient Positioning



Proven Solutions for Safer Surgical Outcomes

The Hot Pink Pad™

Next Generation Patient Temperature Management

US Patents: 11,266,525; 12,721,771 *Additional Patents Pending*

Innovative, Active Patient Warming

New Technology for Improved Surgical Outcomes

- Safely manage normothermia
- Accurately, efficiently deliver active patient warming
- Integrate temperature management into the safest positioning solutions
- Reduce Surgical Site Infection (SSI) as well as Hospital Acquired Pressure Injury (HAPI) risks

Help Prevent Inadvertent Perioperative Hypothermia (IPH)

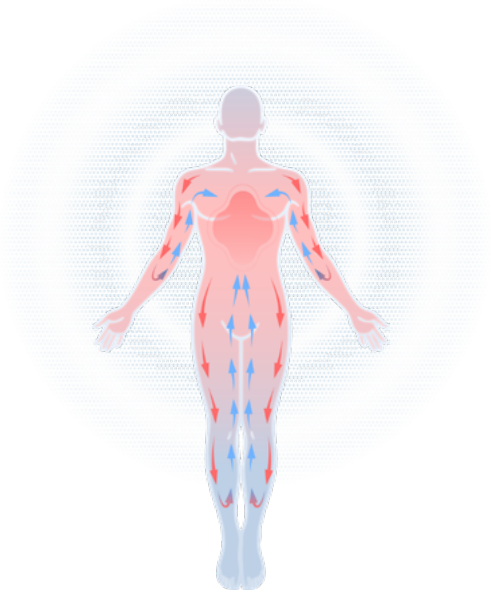

Actively Reduce Dangerous, Costly, and Documented Patient Risk Factors:

- Surgical site infections (SSI)
- Impaired drug metabolism
- Blood loss
- Increased pain

IPH is a CMS measure for reimbursement and associated with impaired surgical recovery, extended postanesthesia care unit (PACU) times[2.1], increased risk for admission to the ICU, and longer hospital stays[2.2]

Reportedly the most common surgical complication, IPH has an incidence rate greater than 40%[2.3] While incidence rates vary by surgical specialty: a recent study found that 72% of orthopedic surgery patients were hypothermic.[2.4]

The Foundation of an Effective Normothermia Bundle

The Hot Pink Pad Enables Clinically-Proven, Active Underbody Patient Warming[2.5]

- Improved core temperature control[2.6]
- Easier to warm the body's central region[2.6]
- Potential for less surgical site disruption
- More effective in underbody warming applications relative to traditional, forced-air solutions[2.7, 2.8]
- Effectively functions while supporting safe patient-positioning techniques
- Improved ease of use

Enable Uninterrupted Warming Throughout the Perioperative Process

Provide Your Patients Immediate, Consistent Temperature Management

1

Core temperature can fall 0.5°-1.5° below normal within just 30 minutes of general anesthesia induction[2.9]

30 mins
Pre-op

2

Patients' core temperatures decline most dramatically during the first hour of surgery[2.9]

One Hour
Surgery Time

3

"Implement (active warming methods)...for all patients during all phases of perioperative care (ie, preoperative prewarming, intraoperative, postoperative)"

-AORN

30 mins
Pre-op

Patient Safety Innovations

Smarter Technology for Maintaining Normothermia

Carbon-Based Warming

Ideally suited for the OR, IntelliTherm™ warming elements are thin, flexible, radiolucent, and IPX rated (fluid resistant)—providing perioperative environments with safer conductive technology

Intelligent Normothermia Software

Intelligent normothermia software continuously monitors and adjusts warming output, helping keep patients safely within target temperature ranges without added staff burden

Precise Temperature Control

Easy to adjust temperature settings range from 36°C - 40°C in half-degree increments, while constant, digital temperature monitoring occurs in multiple locations beneath the patient

> **"Truly seamless! The Hot Pink Pad integrated instantly into our practice. It maintains normothermia and helps reduce SSIs without forced-air or added interventions. Plus, I know my patients are otherwise very well protected—a complete home-run solution."**

— Dr. Karleigh R. Curfman, MD
Colon & Rectal Surgery

> **"I was very impressed with the stability of our patient's temperature throughout a complex robotic procedure. The Hot Pink Pad provided more effective warming and a more streamlined, less disruptive delivery method. That's a clinical win-win!"**

— Jason Lehman, CRNA

A New Focus on Key CMS Quality Measures

The Hot Pink Pad Helps Improve Key Patient Safety Indicators

Pressure Injuries

HAPIs are the second most common hospital lawsuit claim after wrongful death, impacting 60,000 patients each year.

CMS has estimated that a pressure injury adds more than $43,000 in costs to a single hospital stay.[2.10]

Hemorrhage/Hematoma

Each year in the US, more than 14,000 patients suffer from blood clots or internal bleeding caused by blood vessels injured during surgery.[2.12]

Uncontrolled intraoperative bleeding can cost hospitals up to $61,000 per patient.[2.13]

Surgical Site Infections

SSI is the most costly Hospital Acquired Infection (HAI) type, where total incremental Length of Stay (LOS) increases by 9.7 days.

The added cost of hospitalization can exceed $20,000 per admission.[2.14]

Patient Temperature Management that Meets AORN Guidelines and Recommendations

AORN Recommends:

- "Implement (active warming methods) to prevent and treat inadvertent perioperative hypothermia... for all patients during all phases of perioperative care (ie, preoperative prewarming, intraoperative, postoperative)" *[Recommendation, Section 3.2]*
- "...Researchers concluded that active body surface warming was demonstrated to be effective in maintaining normothermia, decreasing the incidence of SSI, decreasing shivering, decreasing blood transfusions, and increasing patient satisfaction..." *[AORN Guidelines: Patient Temperature Management, Section 3.2]*

#40671 - Hot Pink Pad XL Kit

*Not all components are pictured

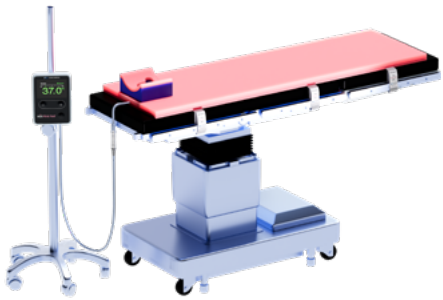

#40673 - Hot Pink Pad EXT Kit

*Not all components are pictured

The Pink Pad® Biodegradable

The Safest, Clinically-Proven Positioning Solutions Are Now Biodegradable for a More Sustainable Operating Room

TRENDELENBURG



Independent Laboratory Tested & Certified to ASTM D5511 Standards for Biodegradability

"Our hospital system is working together to achieve ambitious environmental goals. I have been searching for a solution that would help our department contribute to this broader effort. We found something tremendously helpful with the Pink Pad Biodegradable. It gives us everything from a patient-safety standpoint, and now delivers a significant "green" advantage. Win-win!"

BreAnn Brong - OR Manager
Tacoma, Washington

The Pink Pad® Biodegradable

ASTM D5511

Introducing The Pink Pad Biodegradable

- The only product of its kind to meet ASTM Standards for Biodegradability
- The most innovative, patented, clinically-preferred solution for increasing patient safety in the Trendelenburg position
- Safer for patients; safer for the environment!

The Pink Pad®

Clinically-Preferred Trendelenburg Positioning Systems Trusted by the World's Leading Surgical Hospitals

Prevent Patient Sliding

The Pink Pad is the safest, most effective solution for reducing unwanted movement in steep Trendelenburg; even for heavy, high-BMI patients

Reduce Risk of Hospital-Acquired Pressure Injuries (HAPIs)

The Pink Pad's unique, open-cell material is breathable, moisture wicking, insulative, soft-to-the-touch, immersive, and enveloping. **Independent studies prove that the Pink Pad reduces erythema** compared to other positioning solutions. [P.2]

Eliminate Brachial Plexus Injury

The Pink Pad is clinically proven to reduce post-operative pain in surgical patients. It functions without placing pressure on the head, neck, or shoulders; thereby eliminating the risk of preventable nerve injuries.

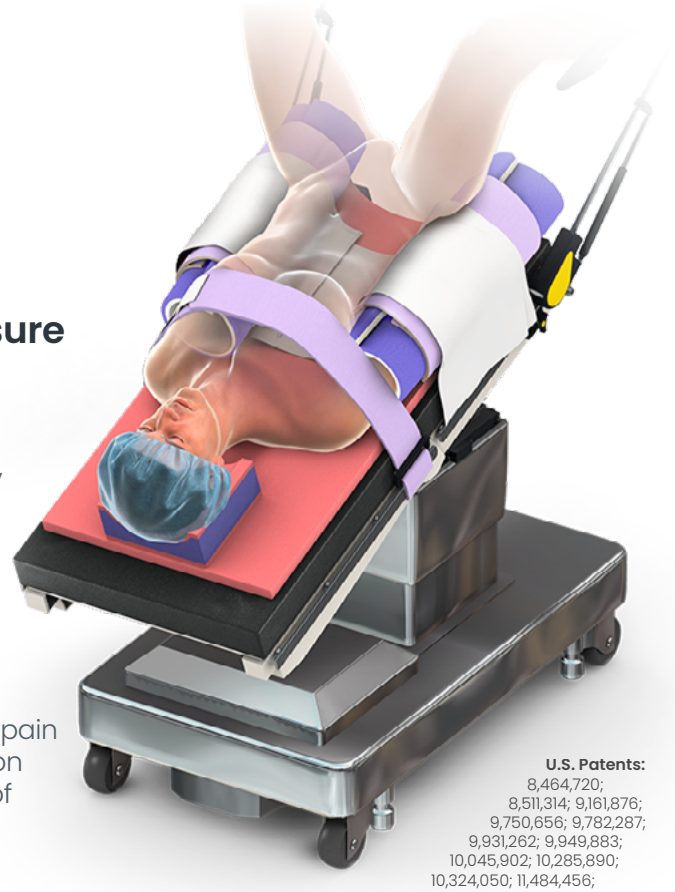

TRENDELENBURG

U.S. Patents:
8,464,720;
8,511,314; 9,161,876;
9,750,656; 9,782,287;
9,931,262; 9,949,883;
10,045,902; 10,285,890;
10,324,050; 11,484,456;
Canada Patent:
2,859,398
Japan Patent:
JP6863841B2

Additional Patents Pending

"Patients on the Pink Pad had significantly less displacement with Trendelenburg and faster positioning compared to the other surfaces." [P.2]

[P.2] Journal of Minimally Invasive Gynecology 27, S1-S82

Prevent Sliding

Reduce HAPI Risk

Avoid Nerve Injury

XODUS MEDICAL
Making Surgery Safer™

CE

Scan to Schedule a Clinical Evaluation

The Pink Pad® AIR ASSIST™

Safer, Easier Patient Transfer + Positioning in Trendelenburg & Reverse Trendelenburg

TRENDELENBURG

U.S. Patents: 12,678,360;
Additional Patents Pending

Lift-Free Transfer and Repositioning for Patients of all Sizes

- Integrating the Biodegradable Pink Pad® into both top and bottom surfaces of an air-assisted transfer system ensures skin protection, as well as patient stability in Trendelenburg and reverse Trendelenburg
- Safely position high-BMI patients while protecting against Hospital-Acquired Pressure Injuries (HAPIs) and nerve damage

Proven Solutions that Help Patient Safety Advocates Meet AORN Guidelines & Recommendations

- "Moving patients can also contribute to injury. When moving patients, use assistive technologies to help prevent staff injuries and keep patients safe. These might include air-assisted transfer devices..." *AORN 9/2023*
- "Select patient lift equipment that minimizes the physical forces required to move the patient. [Recommendation]" *Section 4.3.1*

Now Featuring PinkProtect™ Biodegradable

Pink Pad® Air-Assist Kits

Solutions for Trendelenburg Positioning

#40660
Trendelenburg

- Pink Pad® Air-Assist™ Trendelenburg
- One-Step™ Arm Protectors
- PinkProtect™ Head Positioner
- Skin-Friendly Body Straps
- Lift Sheet



#40667
Trendelenburg +

- Pink Pad® Air-Assist™ Trendelenburg +
- One-Step™ Arm Protectors
- PinkProtect™ Head Positioner
- Skin-Friendly Body Straps
- Lift Sheet



#40669
EXT + Trendelenburg

- Pink Pad® Air-Assist™ EXT + Trendelenburg
- One-Step™ Arm Protectors
- PinkProtect™ Head Positioner
- Skin-Friendly Body Straps
- Lift Sheet

TRENDELENBURG

Additional Options and Configurations Available
For More Information, Please Visit www.xodusmedical.com

The Pink Pad® One-Step

A Streamlined Trendelenburg Positioning System

Now Featuring PinkProtect™ Biodegradable

TRENDELENBURG

- Establish a best practice standard-of-care1 with a single-step, streamlined patient positioning system
- Set up time under one minute saves your hospital up to $1,900 per procedure*

  *Based on OR costs of $100/minute[4.3], and 20-minute average set up times for competitive systems



#40627

The Pink Pad® Safe-Assist™

A Clinically-Proven and Preferred Trendelenburg Positioning Solution: Now Easier to Use!

- Easily transfer and position patients with integrated straps
- Safely prevent patient sliding, HAPI formation, and nerve damage in Trendelenburg positions
- Establish a clinical-evidence based best practice for reducing peak pressure and preventing unwanted patient movement

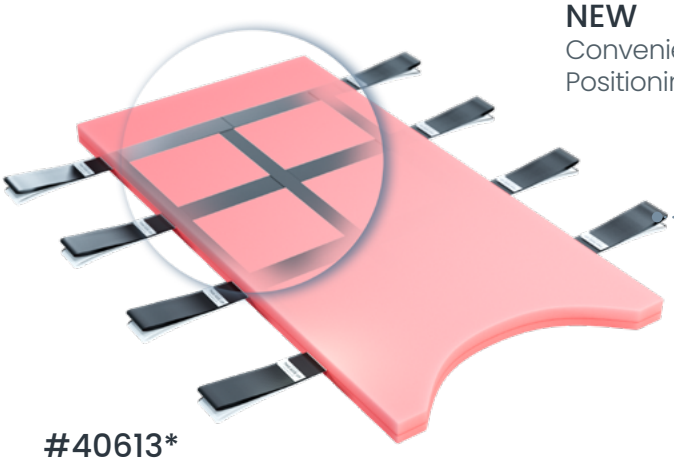

NEW
Convenient Positioning Straps

#40613*

*Not all components shown

The Pink Reverse-T Kit™

Reverse Trendelenburg Positioning System

Coming Soon: PinkProtect™ · Biodegradable Material

U.S. Patents
8,464,720; 8,511,314; 9,161,876; 9,750,656; 9,782,287; 9,931,262; 9,949,883; 10,045,902; 10,285,890; 10,324,050; 2,859,398; 11,484,456
Canada Patents: 2,859,398
Additional Patents Pending

#40640

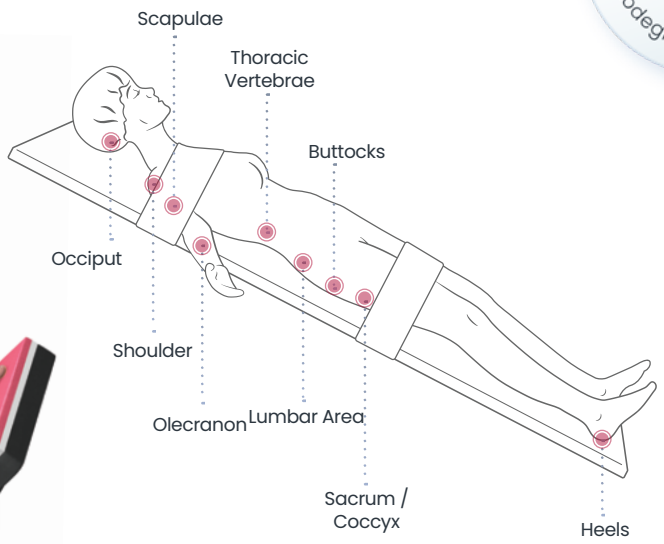

REVERSE TRENDELENDBURG

Safely Prevent Sliding

An innovative seat contour made of high-density, supportive material ensures anatomically correct positioning, while skin-friendly PinkProtect™ safely prevents unwanted movement in reverse Trendelenburg

Reduce Risk of HAPIs

Unique, patented materials provide complete protection against HAPIs; minimizing non-reimbursable care costs by avoiding preventable injuries and CMS Never-Events

Improve Perioperative Workflow

The Pink Reverse-T Kit™ requires less than one minute to set up. A single-use design minimizes cross-contamination risk and improves OR turnover times.

"With patients weighing 450lbs or more, and BMIs in excess of 65, safe positioning can be a real challenge. Xodus Medical's Pink Reverse-T Kit not only prevented our patients from sliding, but did so safely."

— Alicia C, RN, BSN,
Surgical Services Manager, Hartford, KY



Additional Configuration
#40643

PinkProtect OR Kits™

Pressure Injury Prevention for Prolonged Patient Positioning

Coming Soon: PinkProtect™ · Biodegradable Material ·

PROLONGED

- Featuring PinkProtect™ – an immersive, enveloping, breathable, and moisture-wicking material for the utmost protection against Hospital-Acquired Pressure Injuries (HAPIs)
- Multiple materials with varying densities to deliver optimal pressure distribution
- Proven, skin-friendly positioners designed to improve patient safety throughout prolonged surgical procedures
- Unparalleled stability in Trendelenburg and lateral-tilt positions



#40600

Pink Pad EXT™



#40547

Dual Layer Armboard Pads w/ Straps

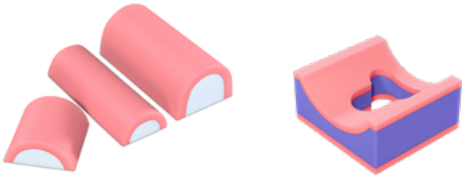

Multiple Pink Arc & Head Positioner Options Available

More options available at xodusmedical.com

"If you already use Xodus Medical Pink Pad Products in the OR, then you know how amazingly breathable the proprietary, open-cell material is. It prevents shear and wicks away moisture, preventing irritation and breakdown."

— Susie Hammant, RN, CNOR Metairie, LA

XODUS MEDICAL
Making Surgery Safer™

CE

Scan to Schedule a Clinical Evaluation

The Pink Hip Kit™

Postless Positioning System

Eliminate Post Related Injury

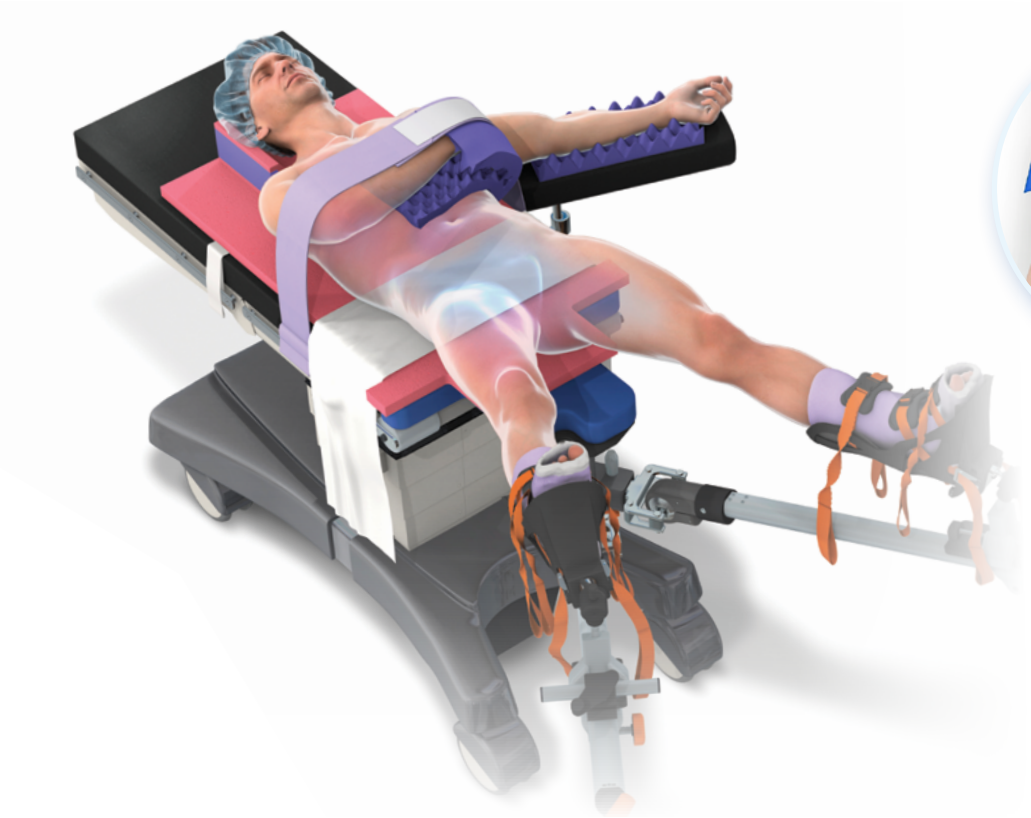

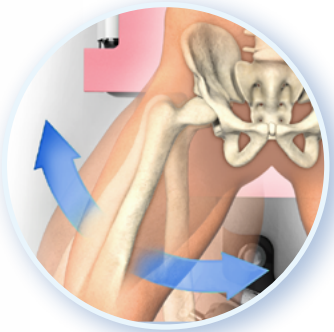

HIP PROCEDURES

xodusmedical.com/pinkhipkit

Safer Surgery

Go Postless! The Pink Hip Kit safely provides the counter-traction required to offset the force of hip distraction—securing the patient without leveraging the perineum against a rigid post.

Reduced Risk of Hospital-Acquired Pressure Injuries (HAPIs)

The Pink Hip Kit features a breathable, moisture-wicking, soft, enveloping, immersive, and pressure-distributing material that interfaces with sensitive patient areas. This unique material provides an ideal balance of skin-protection properties that reduce the risk of HAPIs.

Streamlined Procedures

A postless approach requires shorter traction time, eases hip distraction, improves C-Arm visualization, and provides a greater range-of-motion for more complete dynamic exams—all without changes to your surgical technique.

The Pink Lat Pack™

A New Standard for Safe, Effective, and Efficient Lateral Positioning

Coming Soon: PinkProtect™ · Biodegradable Material ·

LATERAL DECUBITUS

Adjustable Lateral Head Positioner

Skin-friendly materials, adjustable height, and an ergonomic design make this the ideal lateral head positioner

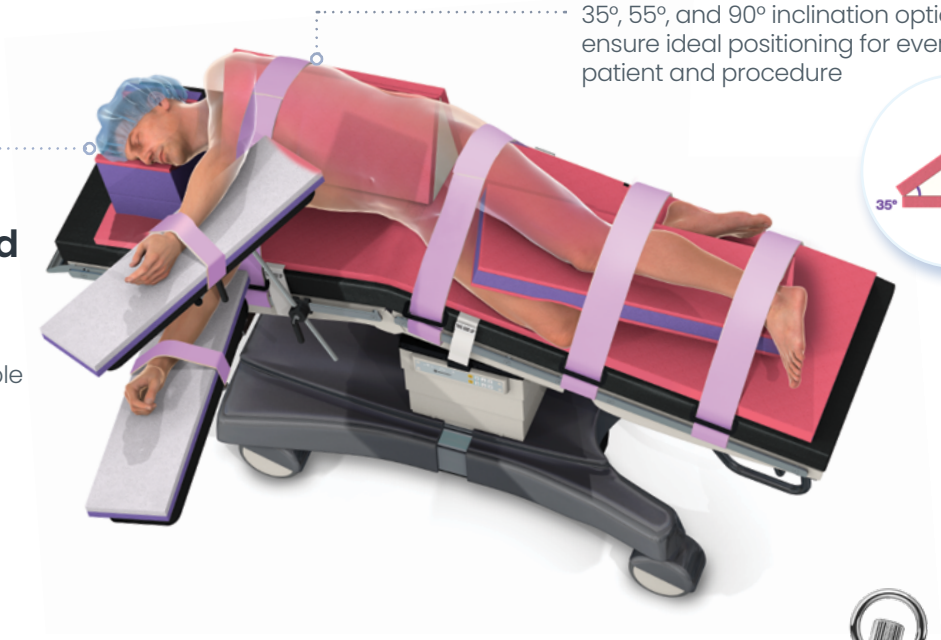

Multi-Angle Wedge

35°, 55°, and 90° inclination options ensure ideal positioning for every patient and procedure

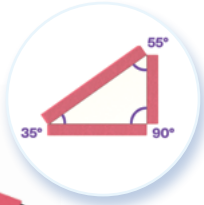

Safety Maximized

Increase patient safety with DermaProx™ and PinkProtect™ breathable, moisture-wicking materials that gently immerse and envelope areas prone to pressure injury



Standard of Care Emphasized

No customization required. Pink Lat Packs™, regardless of weight or BMI, provide a safe, consistent standard of care for every patient, in every procedure, every time.

Efficiency Optimized

In clinical trials, an average of 15-20 minutes were saved during setup. When necessary, The Pink Lat Pack™ makes repositioning faster, safer, and easier.

> **"HAPI occurrence affects 2.5 million patients per year, adding more than $43,180 per patient on average in-hospital costs."**
>
> — Agency for Healthcare Research & Quality

XODUS MEDICAL
Making Surgery Safer™

CE

Scan to Schedule a Clinical Evaluation

"For years prior to the introduction of Pink Lat Packs, we at Yale New Haven Hospital, relied on reusable devices for patient positioning in the lateral-decubitus position. Interrupting procedures to reposition patients could negatively impact both patient safety and surgical efficiency. Pink Lat Packs are now an important component of our efforts to safely secure our patients, protect their skin and, ultimately, improve surgical outcomes."

— Wilma Flores, BSN, RN, CNOR
Perioperative RN Specialty Coordinator, Transplant & Vascular Service
Yale New Haven Hospital

Pink Lat Pack™ Popular Configurations

LATERAL DECUBITUS

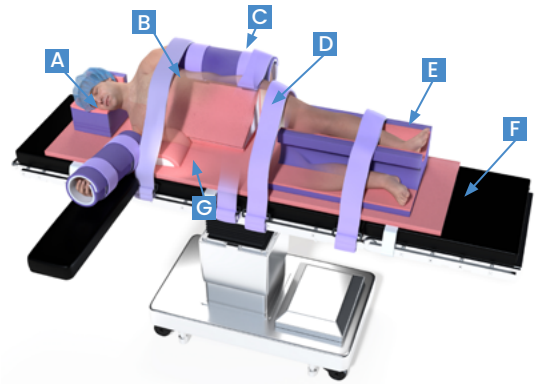

*Not all components are pictured

#LPK10022 - Savatta Pink Lat Pack™

A. Adjustable Lateral Head Positioner (1)
B. Skin-Friendly Body Straps (4)
C. One-Step™ Arm Protectors with DermaProx™ (1p)
D. Multi-Angle Body Wedge - Large (1)
E. Lateral Leg Positioner (Savatta Style) (1)
F. Pink Pad EXT™ (1)
G. Pink Arc (Axillary Roll) (1)
H. Lift Sheet (1)

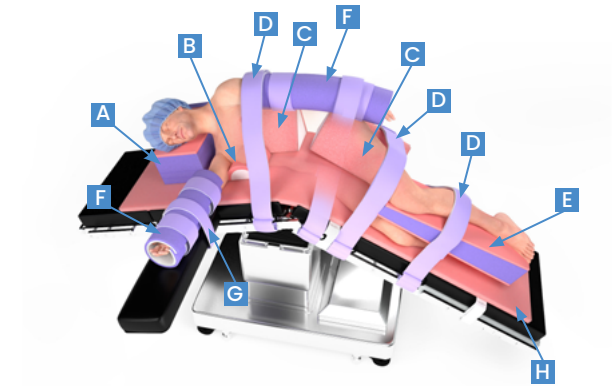

*Not all components are pictured

#LPK10007 - Jackknife (Modified) Pink Lat Pack™

A. Adjustable Lateral Head Positioner (1)
B. Pink Arc (Axillary Roll) (1)
C. Multi-Angle Body Wedge - Small (2)
D. Skin-Friendly Body Straps (4)
E. Tapered Intra-Leg Positioner (1)
F. One-Step™ Arm Protectors with DermaProx™ (1pr)
G. Skin-Friendly Armboard Straps (1pr)
H. Pink Pad EXT™ (1)
I. Lift Sheet (1)

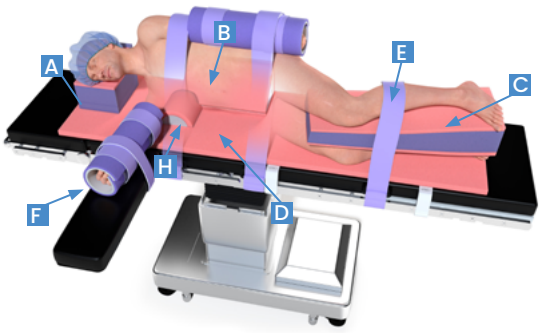

*Not all components are pictured

#LPK10031 - Modified Lateral Pink Lat Pack™

A. Adjustable Lateral Head Positioner (1)
B. Multi-Angle Body Wedge - Large (1)
C. Tapered Intra-Leg Positioner (1)
D. Pink Pad EXT™ (1)
E. Skin-Friendly Body Straps (4)
F. One-Step Arm Protectors w/ DermaProx™ (1pr)
G. Lift Sheet (1)
H. Pink Arc (Axillary Roll) (1)

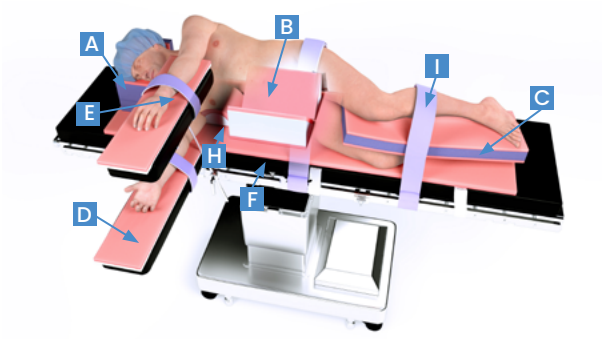

*Not all components are pictured

#LPK10015 - Full-Flank Pink Lat Pack™

A. Adjustable Lateral Head Positioner (1)
B. Low Profile Lateral Wedge (2)
C. Intra-Leg Positioner (1)
D. Armboard Pads with PinkProtect™ (1pr)
E. Skin-Friendly Armboard Straps (2)
F. Pink Pad EXT™ (1)
G. Lift Sheet (1)
H. Pink Arc (Axillary Roll) (1)
I. Skin-Friendly Body Straps (3)

The Pink Peg Board Kit™

Reduce HAPI Risk and Maximize Patient Safety

LATERAL DECUBITUS

- A new standard for safe, effective, and efficient lateral positioning
- PinkProtect™ materials are immersive, enveloping, soft, breathable, and help maximize positioning security

- Ultra-supportive cores distribute pressure over the most challenging positioning surfaces
- Helps prevent Hospital-Acquired Pressure Injuries (HAPIs)



Unique high-density Peg Covers feature a seamless design that optimally balances HAPI reducing characteristics, as well as patient support and pressure distribution

Components



#40472
Adjustable Lateral Head Positioner

#40567
Double Peg Covers

#40568
Peg Cover Thin

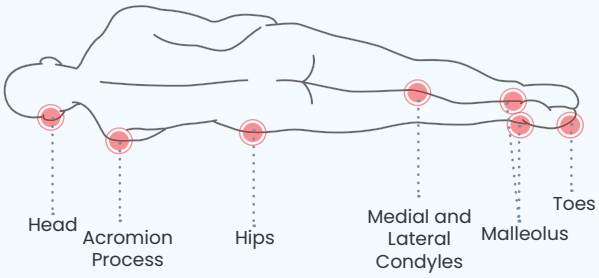

Protect areas at heightened risk for Hospital-Acquired Pressure Injuries (HAPIs)

Reduce setup time, cost, and eliminate cross-contamination risks

Setup time: less than one minute

Eliminate the need for custom, off-label positioning solutions

LATERAL DECUBITUS

Our Most Popular Configuration (PBK10001) Includes:

- PinkProtect™ Armboards w/ Straps
- PinkProtect™ Peg Board Pad
- Peg Board Adjustable Lateral Headrest
- Universal High-Density Peg Covers (4)
- Skin-Friendly Body Strap and Lift Sheet

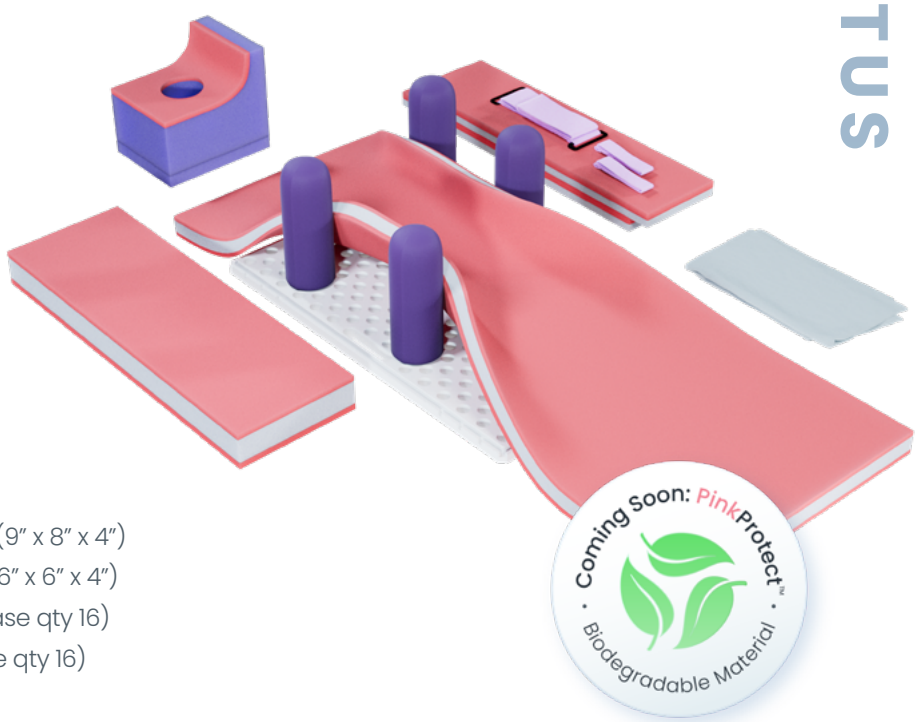

Also Available Separately

- #40945 3" Intra-Leg Positioner
- PinkProtect™ Dual Layer Pads (additional protection for legs, feet, etc)
  - #40771 (15" x 11" x 1")
  - #40772 (8" x 11" x 1")
- PinkProtect™ Pink Arcs (Axillary Rolls)
  - #40544 PinkProtect™ Standard Pink Arc (9" x 8" x 4")
  - #40524 PinkProtect™ Medium Pink Arc (16" x 6" x 4")
- #40549 Universal High-Density Peg Covers (case qty 16)
- #40567 High-Density Double Peg Covers (case qty 16)

Surgical BackPacks™

Safe Spinal Table Positioning Systems

PRONE & SPINAL

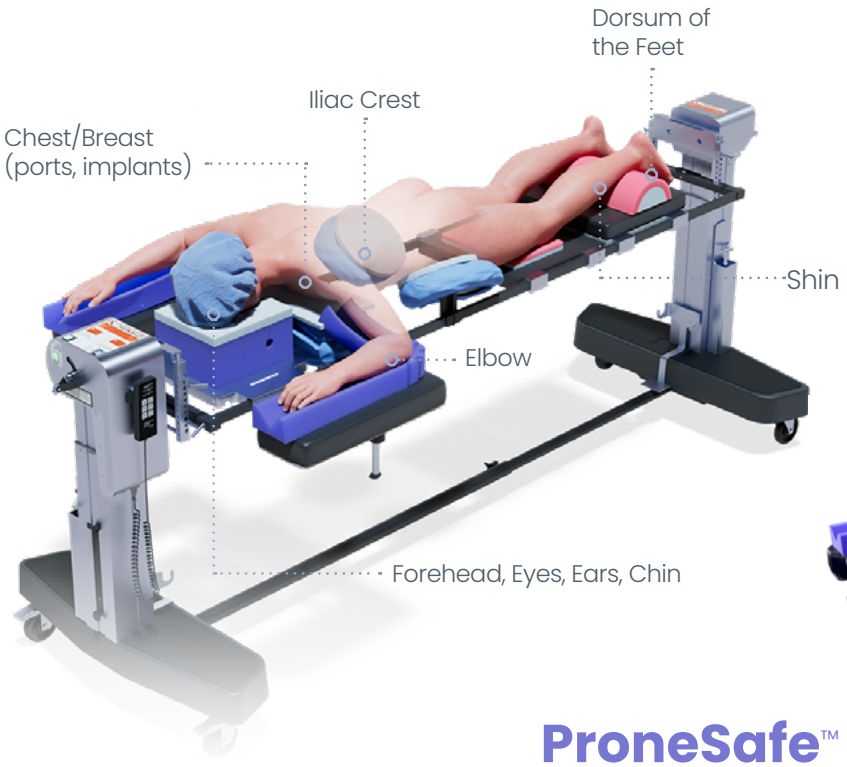

#SPK10113
(Includes Four (4) Skin-Friendly Iliac/ Torso Covers)

#SPK10186

ProneSafe™
Maximize Patient Safety in Prone Positioning #40599

Patient Safety Advantages

- Improve HAPI protection with DermaProx™; a unique material that balances softness, breathability, immersion, envelopment, and moisture-wicking characteristics to create the ideal interface between patients and surgical equipment
- Enhance pressure distribution on bony prominences and high risk patient areas
- Minimize non-reimbursable care costs; avoid preventable injuries and CMS Never-Events
- Achieve a precise fit for your specific equipment with customizable kits

Proven Solutions that Help Patient Safety Advocates Meet AORN Guidelines & Recommendations

- "Placing padding between the patient and hard surfaces and using additional padding on bony prominences and other pressure points increases patient comfort, helps redistribute pressure, and decreases the potential for nerve or PI." Section 3.4 - Pressure Injury Prevention
- "Patients who undergo procedures in the prone position are vulnerable to pressure injury on the face, breasts, lower costal margins, iliac crests, genitalia, knees, and toes." Section 7.1 - Prone Positioning

Shoulder Surgery Positioning Solutions

Complete Solutions for Proper, Safe Patient Positioning on a Multitude of Surgical Tables and Chairs

Enhanced Patient Safety For Your Preferred Positioning Technique

#40763
Beach Chair Head Restraint with DermaProx™

#40762
Two-Piece Beach Chair Head Wrap with DermaProx™

#90403
Shoulder Arthroscopy Kit

Anesthesia Positioning Solutions

Provide anatomical support and complete protection against Hospital-Acquired Pressure Injuries (HAPIs), while optimizing airway management

ANESTHESIA



#40445
Prone Head Positioner w/ PinkProtect™ Top



#40521
Prone Head Positioner w/ PinkProtect™ Top & Bottom



#40770
Side-Prone Head Positioner w/ PinkProtect™ Top

#40471
Adjustable Lateral Head Positioner w/ PinkProtect™ Top



#40501
Adjustable Lateral Head Positioner w/ Modified Cutout & PinkProtect™ Top



#40519
Cradle Head Positioner w/ PinkProtect™ Top



#40541
Low Profile Cradle Head Positioner w/ PinkProtect™ Top

#NS30430
Nasotracheal Tube Immobilizer (NTI)

#40518
Supine Head Positioner

#40466
Ocular Head Positioner w/ Disposable Cover

#40436
Vitrectomy Head Positioner

#40401
Single Use Combination Head Positioner

#40599
ProneSafe Head Positioner w/ DermaProx (Large)

#40699 (Pediatric)



#40448
7" Prone Head Positioner w/ DermaProx™ Top

#40468 (Pediatric)

Maggio Adjustable Prone Head Positioner

New Product

Safer Skin Protection and Spinal Alignment for Surgical Patients

PRONE



Patient Safety Advantages

- Various height settings adapt to the individual needs of your patients
- Multiple layers enhance patient safety
  - Skin-friendly DermaProx™ top layer protects against Hospital-Acquired Pressure Injuries (HAPIs)
  - Materials optimized for both skin protection and long-term support
- Open-cell material helps manage moisture; protect patients' skin

Safer Single-Use Positioning

GENERAL

#40404
Slotted Head Positioner

- Provides anatomically correct positioning of the head and neck

#40409
Abduction Pillow

- Promotes proper positioning for optimal healing after surgery
- Concave sides and skin-friendly straps allow for a safe and secure fit



#40411
Ulnar Nerve Protector

- Protects Ulnar Nerve from pressure related complications

#40412
Heel Protector

- Protects Plantar Nerve

Essential Positioning



#40432
Deluxe Laminectomy Arm Cradle



#40420
Standard Laminectomy Arm Cradle

#30210
Arm Board Strap



#40411
Ulnar Nerve Protetor



#40412
Heel Protector

#30220
Knee and Body Strap

Orthopedic Positioning

#40410
Abduction Pillow (Large)

#40409
Abduction Pillow (Medium)

#40408
Abduction Pillow (Small)

DermaProx™

A Necessity for Every Pressure Injury Prevention Program

"Apply prophylactic materials (eg, dressings, nonadherent devices designed to reduce PI risk) to bony prominences… or other areas subjected to pressure, friction, and shear…"

*AORN Recommendation, Section 4.1

HAPI PROTECTION



Breathable, Adhesive Free, Skin-Friendly Protection

- Simple, safe solutions that help patient safety advocates meet AORN Guidelines and Recommendations*.
- Breathable, moisture-wicking, pressure distributing material helps prevent HAPI occurrence
- Protects skin without the use of sticky adhesives; the removal of which may cause skin tears

Product #	Dimensions
#40527	11" x 8" x 0.5"
#40528	11" x 15" x 0.5"
#40529	11" x 15" x 1"
#40514	22" x 14" x 0.5"

"[DermaProx] has greatly decreased skin redness and breakdown on the chin and bony prominences during long spinal cases. I have greater peace of mind using these products knowing that our patients are safe and better protected."

— Mary Ann Pruskowski, RN, BSN, BSHA, CNOR, Neuro

Schedule a Free CE Session

Contact Xodus Medical to Learn More About Continuing Education (CE) Opportunities for Your Facility!

XODUS MEDICAL
Making Surgery Safer™

702 Prominence Drive
New Kensington, PA 15068,
United States

xodusmedical.com
info@xodusmedical.com
Tel: 1+724-337-5500

FDA REGISTERED
ISO 13485 CERTIFIED

MADE IN THE USA

LATEX

Scan to View **Full Citations**

Follow Us on **Social Media**

LITBRPC006 R30 9/29/2026