


Safer Patient Positioning



The Pink Pad[®] Biodegradable

The Safest, Most Clinically Proven and Preferred
Trendelenburg Positioning Solution, Now Biodegradable!

TRENDELENBURG



Independent Laboratory Tested & Certified to ASTM D5511 Standards for Biodegradability

“Our hospital system is working together to achieve ambitious environmental goals. I have been searching for a solution that would help our department contribute to this broader effort. We found something tremendously helpful with the Pink Pad Biodegradable. It gives us everything from a patient-safety standpoint, and now delivers a significant “green” advantage. Win-win!”

BreAnn Brong - OR Manager
Tacoma, Washington



ASTM D5511

Introducing The Pink Pad **Biodegradable**

- The only product of its kind to meet ASTM Standards for Biodegradability
- The most innovative, patented, clinically-preferred solution for increasing patient safety in the Trendelenburg position
- Safer for patients; safer for the environment!



The Pink Pad[®]

The Safest, Most Clinically Proven & Preferred Trendelenburg Positioning Solution

- **Prevent Patient Sliding**

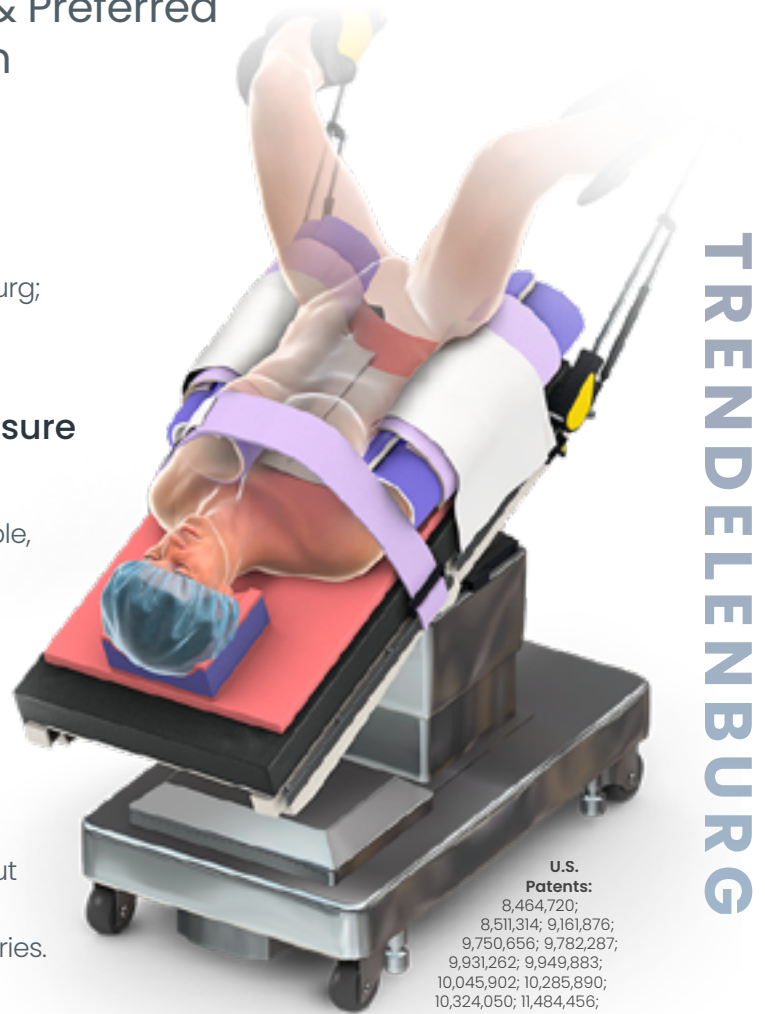
The Pink Pad is the safest, most effective solution for reducing unwanted movement in steep Trendelenburg; even for heavy, high-BMI patients

- **Reduce Risk of Hospital-Acquired Pressure Injuries (HAPIs)**

The Pink Pad's unique, open-cell material is breathable, moisture wicking, insulative, soft-to-the-touch, immersive, and enveloping. **Independent studies prove that the Pink Pad reduces erythema** compared to other positioning solutions.

- **Eliminate Brachial Plexus Injury**

The Pink Pad is clinically proven to reduce post-operative pain in surgical patients. It functions without placing pressure on the head, neck, or shoulders; thereby eliminating the risk of preventable nerve injuries.



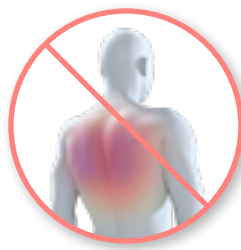
U.S. Patents:
8,464,720;
8,511,314; 9,161,876;
9,750,656; 9,782,287;
9,931,262; 9,949,883;
10,045,902; 10,285,890;
10,324,050; 11,484,456;
Canada Patents:
2,859,398
Additional Patents Pending

“Patients on the Pink Pad had significantly less displacement with Trendelenburg and faster positioning compared to the other surfaces.”¹

¹ Journal of Minimally Invasive Gynecology 27, S1-S82



Prevent Sliding



Reduce HAPI Risk



Avoid Nerve Injury



The Pink Pad® AIR ASSIST™

New
Product

Safer, Easier Patient Transfer and Trendelenburg
Positioning

TRENDELENBURG



Lift-Free Transfer and Repositioning for Patients of all Sizes

- Integrating the Pink Pad® into both top and bottom surfaces of an air-assisted transfer system ensures skin protection, as well as patient stability in Trendelenburg and reverse Trendelenburg
- Safely position high-BMI patients while protecting against Hospital-Acquired Pressure Injuries (HAPIs) and nerve damage

Proven Solutions that Help Patient Safety Advocates Meet AORN Guidelines & Recommendations

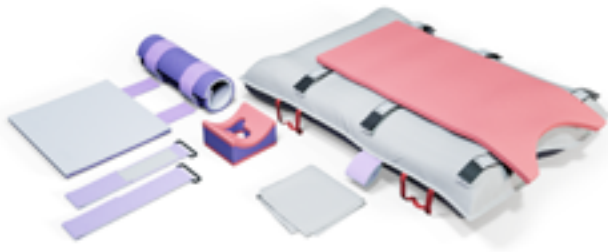
- "Moving patients can also contribute to injury. When moving patients, use assistive technologies to help prevent staff injuries and keep patients safe. These might include air-assisted transfer devices..." *AORN 9/2023*
- "Select patient lift equipment that minimizes the physical forces required to move the patient. [Recommendation]" *Section 4.3.1*



Pink Pad® Air-Assist Kits


Solutions for Trendelenburg Positioning

TRENDELENBURG




#40660 Trendelenburg

- Pink Pad® Air-Assist™ Trendelenburg
- One-Step™ Arm Protectors
- PinkProtect™ Head Positioner
- Skin-Friendly Body Straps
- Lift Sheet



#40667 Trendelenburg +

- Pink Pad® Air-Assist™ Trendelenburg +
- One-Step™ Arm Protectors
- PinkProtect™ Head Positioner
- Skin-Friendly Body Straps
- Lift Sheet



#40669 EXT + Trendelenburg

- Pink Pad® Air-Assist™ EXT + Trendelenburg
- One-Step™ Arm Protectors
- PinkProtect™ Head Positioner
- Skin-Friendly Body Straps
- Lift Sheet

Additional Options and Configurations Available
For More Information, Please Visit www.xodusmedical.com




The Pink Pad® – One Step

A Safe, Streamlined, and Complete Trendelenburg Positioning System

- Establish a best practice standard-of-care¹ with a single-step, streamlined patient positioning system
- Set up time under one minute saves your hospital up to \$1,900 per procedure*

*Based on OR costs of \$100/minute^{2,3}, and 20-minute average set up times for competitive systems



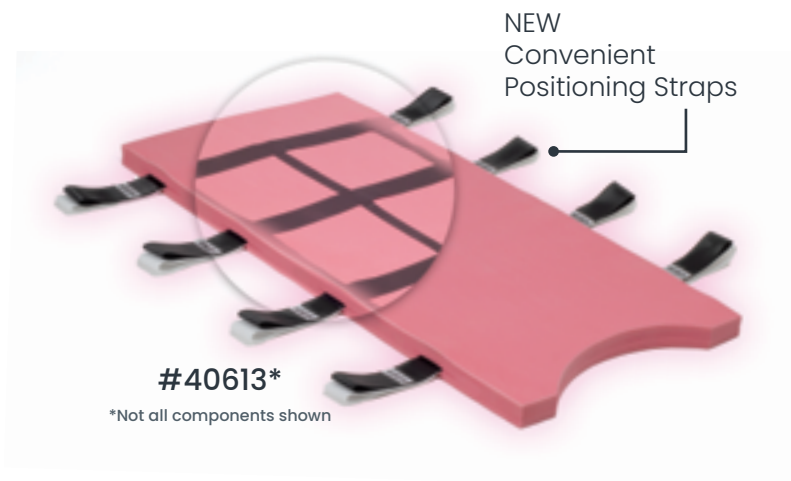
1: Journal of Gynecologic Surgery; A Prospective Randomized Trial of Antislip Surfaces During Minimally Invasive Gynecologic Surgery
2: OR Management News: What Is a Minute Worth in the OR?
3: Critical Care Medicine: Volume 47 - Issue 1 - p 41

TRENDELENBURG

The Pink Pad® – Safe Assist

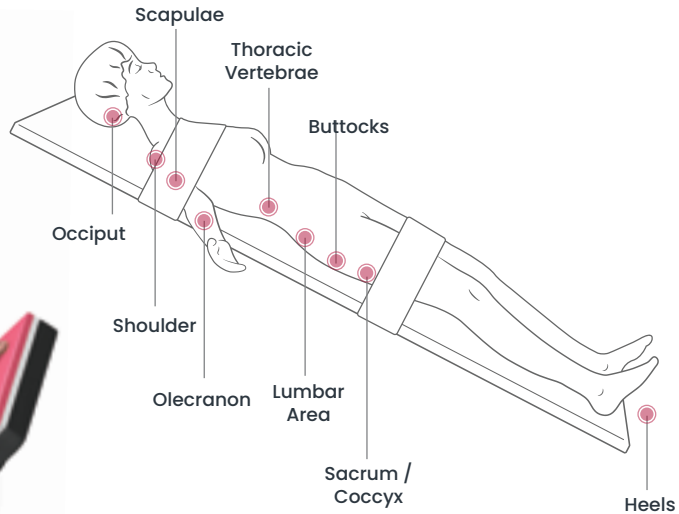
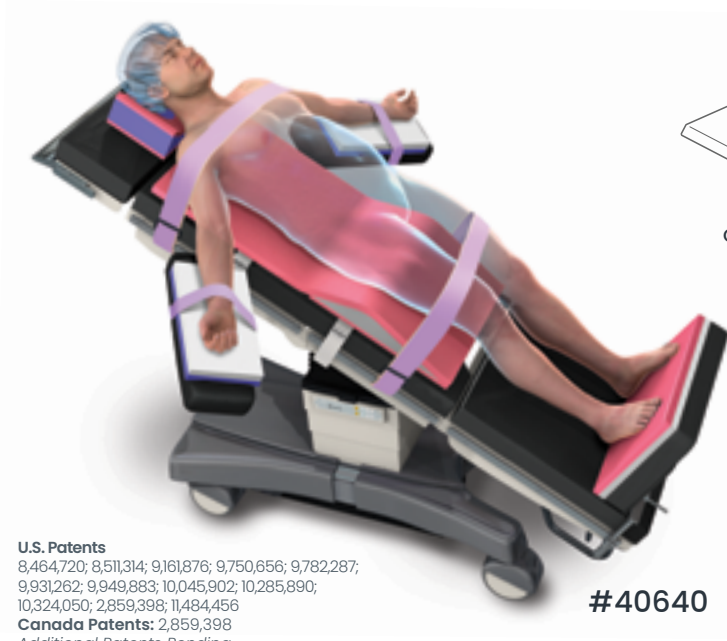
The Safest, Most Clinically-Proven and Preferred Trendelenburg Positioning Solution – Now Easier to Use

- Easily transfer and position patients with integrated straps
- Safely prevent patient sliding, HAPI formation, and nerve damage in Trendelenburg positions
- Establish a clinical-evidence based best practice for reducing peak pressure and preventing unwanted patient movement



The Pink Reverse-T Kit™

Reverse Trendelenburg Positioning System



REVERSE TRENDELENDBURG

U.S. Patents
8,464,720; 8,511,314; 9,161,876; 9,750,656; 9,782,287;
9,931,262; 9,949,883; 10,045,902; 10,285,890;
10,324,050; 2,859,398; 11,484,456
Canada Patents: 2,859,398
Additional Patents Pending

#40640

- **Safely Prevent Sliding**

An innovative seat contour made of high-density, supportive material ensures anatomically correct positioning, while skin-friendly PinkProtect™ safely prevents unwanted movement in reverse Trendelenburg

- **Reduce Risk of HAPIs**


Unique, patented materials provide complete protection against HAPIs; minimizing non-reimbursable care costs by avoiding preventable injuries and CMS Never-Events

- **Complete Coverage for Every Patient**

The Pink Reverse-T Kit™ requires less than one minute to set up. A single-use design minimizes cross-contamination risk and improves OR turnover times.

// "With patients weighing 450lbs or more, and BMIs in excess of 65, safe positioning can be a real challenge. Xodus Medical's Pink Reverse-T Kit not only prevented our patients from sliding, but did so safely."

— Alicia C, RN, BSN,
Surgical Services Manager, Hartford, KY



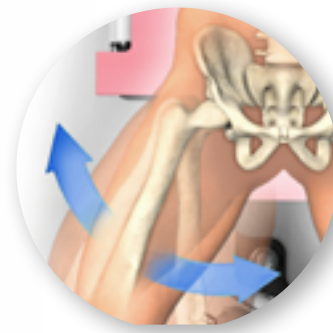
Additional Configuration
#40643



The Pink Hip Kit™

Postless Positioning System

Eliminate Post
Related Injury



HIP PROCEDURES

xodusmedical.com/pinkhipkit

- **Safer Surgery**

Go Postless! The Pink Hip Kit safely provides the counter-traction required to offset the force of hip distraction—securing the patient without leveraging the perineum against a rigid post.

- **Reduced Risk of Hospital-Acquired Pressure Injuries (HAPIs)**

The Pink Hip Kit features a breathable, moisture-wicking, soft, enveloping, immersive, and pressure-distributing material that interfaces with sensitive patient areas. This unique material provides an ideal balance of skin-protection properties that reduce the risk of HAPIs.

- **Streamlined Procedures**

A postless approach requires shorter traction time, eases hip distraction, improves C-Arm visualization, and provides a greater range-of-motion for more complete dynamic exams—all without changes to your surgical technique.



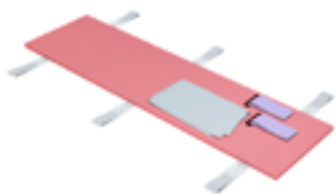
PinkProtect OR Kits™

Pressure Injury Prevention for Prolonged Patient Positioning

PROLONGED




- Featuring PinkProtect™ – an immersive, enveloping, breathable, and moisture-wicking material for the utmost protection against Hospital-Acquired Pressure Injuries (HAPIs)
- Multiple materials with varying densities to deliver optimal pressure distribution
- Proven, skin-friendly positioners designed to improve patient safety throughout prolonged surgical procedures
- Unparalleled stability in Trendelenburg and lateral-tilt positions




#40600

Pink Pad EXT™



#40547

Dual Layer Armboard Pads
w/ Straps



**Multiple Pink Arc & Head
Positioners Options Available**

More Options Available at xodusmedical.com/PinkProtectOR



The Pink Lat Pack™

A New Standard for Safe, Effective, and Efficient Lateral Positioning

LATERAL DECUBITUS

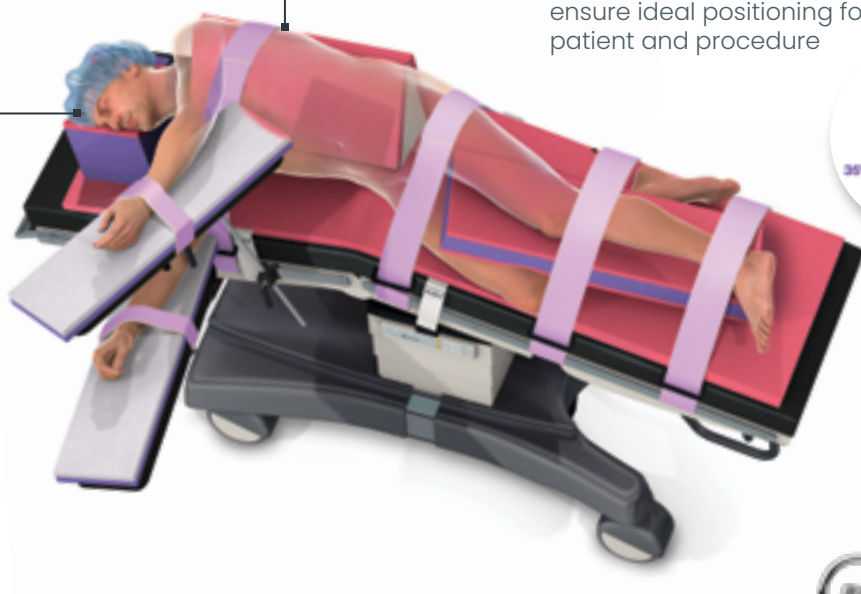
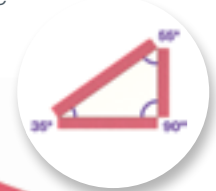


Adjustable Lateral Head Positioner

Skin-friendly materials, adjustable height, and an ergonomic design make this the ideal lateral head positioner

Multi-Angle Wedge

35°, 55°, and 90° inclination options ensure ideal positioning for every patient and procedure



Safety Maximized

Increase patient safety with DermaProx™ and PinkProtect™ breathable, moisture-wicking materials that gently immerse and envelope areas prone to pressure injury



Standard of Care Emphasized

No customization required. Pink Lat Packs™, regardless of weight or BMI, provide a safe, consistent standard of care for every patient, in every procedure, every time.



Efficiency Optimized

In clinical trials, an average of 15-20 minutes were saved during setup. When necessary, The Pink Lat Pack™ makes repositioning faster, safer, and easier.

“HAPI occurrence affects 2.5 million patients per year, adding more than \$43,180 per patient on average in-hospital costs.”

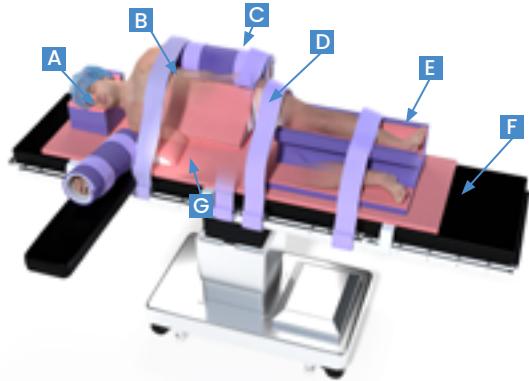
— Agency for Healthcare Research & Quality



“For years prior to the introduction of Pink Lat Packs, we at Yale New Haven Hospital, relied on reusable devices for patient positioning in the lateral-decubitus position. Interrupting procedures to reposition patients could negatively impact both patient safety and surgical efficiency. Pink Lat Packs are now an important component of our efforts to safely secure our patients, protect their skin and, ultimately, improve surgical outcomes.”

— Wilma Flores, BSN, RN, CNOR
 Perioperative RN Specialty Coordinator, Transplant & Vascular Service
 Yale New Haven Hospital

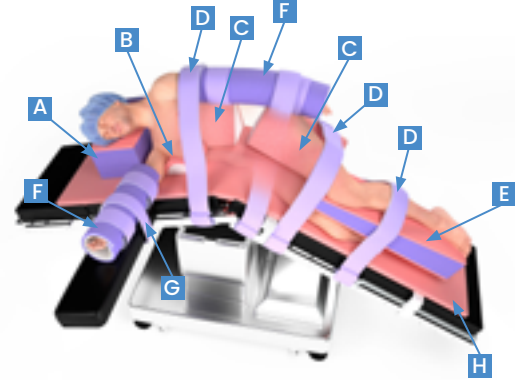
Pink Lat Pack™ Popular Configurations



*Not all components are pictured

#LPK10022 – Savatta Pink Lat Pack™

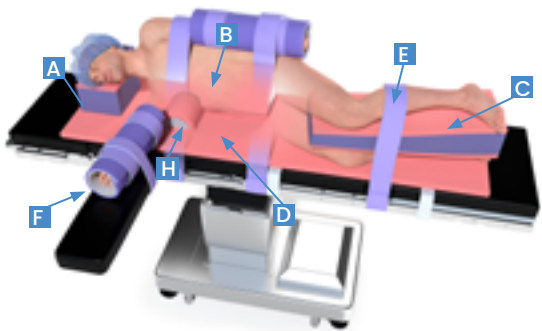
- A. Adjustable Lateral Head Positioner (1)
- B. Skin-Friendly Body Straps (4)
- C. One-Step™ Arm Protectors with DermaProx™ (1pr)
- D. Multi-Angle Body Wedge - Large (1)
- E. Lateral Leg Positioner (Savatta Style) (1)
- F. Pink Pad EXT™ (1)
- G. Pink Arc (Axillary Roll) (1)
- H. Lift Sheet (1)



*Not all components are pictured

#LPK10007 – Jackknife (Modified) Pink Lat Pack™

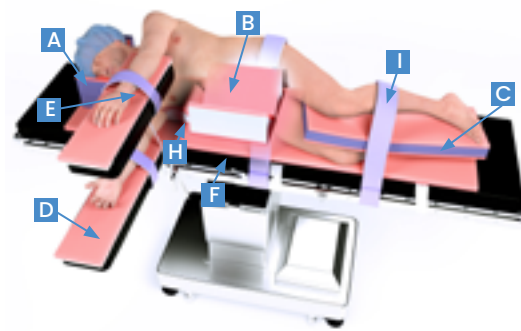
- A. Adjustable Lateral Head Positioner (1)
- B. Pink Arc (Axillary Roll) (1)
- C. Multi-Angle Body Wedge - Small (2)
- D. Skin-Friendly Body Straps (4)
- E. Tapered Intra-Leg Positioner (1)
- F. One-Step™ Arm Protectors with DermaProx™ (1pr)
- G. Skin-Friendly Armboard Straps (1pr)
- H. Pink Pad EXT™ (1)
- I. Lift Sheet (1)



*Not all components are pictured

#LPK10031 – Modified Lateral Pink Lat Pack™

- A. Adjustable Lateral Head Positioner (1)
- B. Multi-Angle Body Wedge - Large (1)
- C. Tapered Intra-Leg Positioner (1)
- D. Pink Pad EXT™ (1)
- E. Skin-Friendly Body Straps (4)
- F. One-Step Arm Protectors w/ DermaProx™ (1pr)
- G. Lift Sheet (1)
- H. Pink Arc (Axillary Roll) (1)



*Not all components are pictured

#LPK10015 – Full-Flank Pink Lat Pack™

- A. Adjustable Lateral Head Positioner (1)
- B. Low Profile Lateral Wedge (2)
- C. Intra-Leg Positioner (1)
- D. Armboard Pads with PinkProtect™ (1pr)
- E. Skin-Friendly Armboard Straps (2)
- F. Pink Pad EXT™ (1)
- G. Lift Sheet (1)
- H. Pink Arc (Axillary Roll) (1)
- I. Skin-Friendly Body Straps (3)

LATERAL DECUBITUS




The Pink Peg Board Kit™

Reduce HAPI Risk and Maximize Patient Safety



Components



#40472

Adjustable Lateral Head Positioner



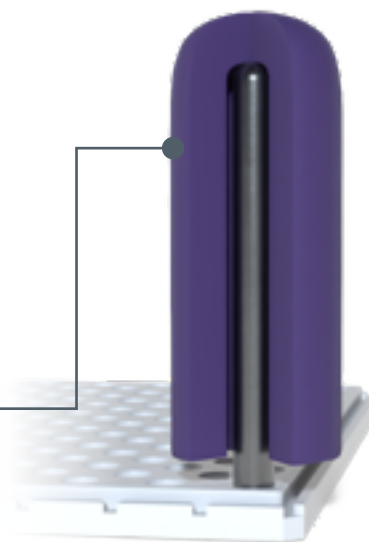
#40567

Double Peg Covers

- A new standard for safe, effective, and efficient lateral positioning
- PinkProtect™ materials are immersive, enveloping, soft, breathable, and help maximize positioning security

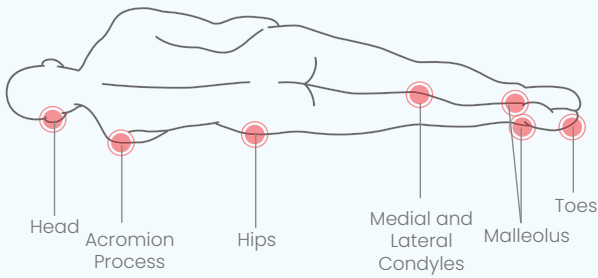


- Ultra-supportive cores distribute pressure over the most challenging positioning surfaces
- Helps prevent Hospital-Acquired Pressure Injuries (HAPIs)



Unique high-density Peg Covers feature a seamless design that optimally balances HAPI reducing characteristics, as well as patient support and pressure distribution





Protect areas at heightened risk for Hospital-Acquired Pressure Injuries (HAPIs)



Reduce setup time, cost, and eliminate cross-contamination risks



Setup time: less than one minute

**REPEATABLE
BEST
PRACTICE**

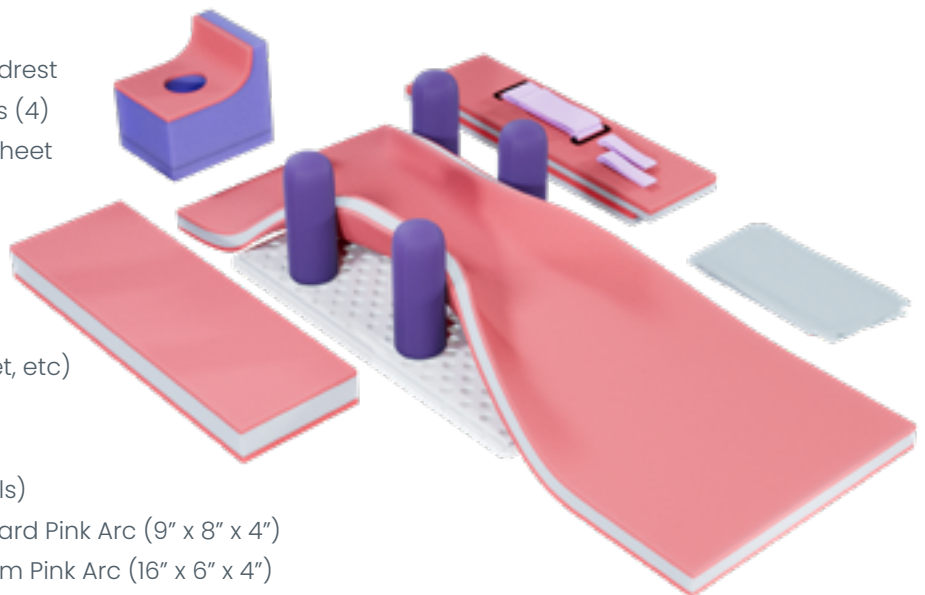
Eliminate the need for custom, off-label positioning solutions

Our Most Popular Configuration (PBK10001) Includes:

- PinkProtect™ Armboards w/ Straps
- PinkProtect™ Peg Board Pad
- Peg Board Adjustable Lateral Headrest
- Universal High-Density Peg Covers (4)
- Skin-Friendly Body Strap and Lift Sheet

Also Available Separately

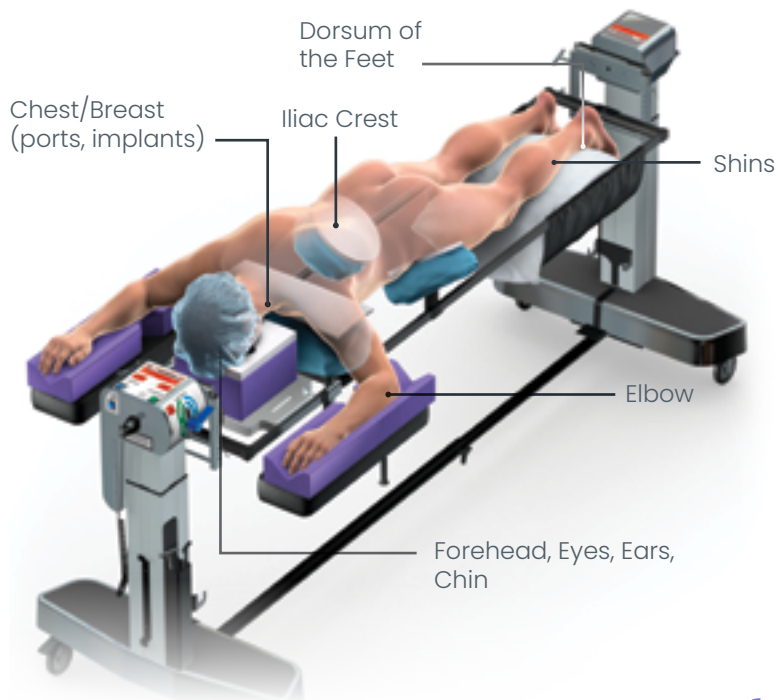
- #40945 3" Intra-Leg Positioner
- PinkProtect™ Dual Layer Pads (additional protection for legs, feet, etc)
 - #40771 (15" x 11" x 1")
 - #40772 (8" x 11" x 1")
- PinkProtect™ Pink Arcs (Axillary Rolls)
 - #40544 PinkProtect™ Standard Pink Arc (9" x 8" x 4")
 - #40524 PinkProtect™ Medium Pink Arc (16" x 6" x 4")
- #40549 Universal High-Density Peg Covers (case qty 16)
- #40567 High-Density Double Peg Covers (case qty 16)




Surgical BackPacks™

Safe Spinal Table Positioning Systems

PRONE & SPINAL



#SPK10113
(Includes Four (4) Skin-Friendly Iliac/ Torso Covers)



#SPK10186



ProneSafe™

Maximize Patient Safety in Prone Positioning #40599



Patient Safety Advantages

- Improve HAPI protection with DermaProx™; a unique material that balances softness, breathability, immersion, envelopment, and moisture-wicking characteristics to create the ideal interface between patients and surgical equipment
- Enhance pressure distribution on high-risk patient areas and bony prominences
- Minimize non-reimbursed care costs and avoid preventable injuries and CMS Never-Events
- Achieve a precise fit for your specific equipment with customizable kits

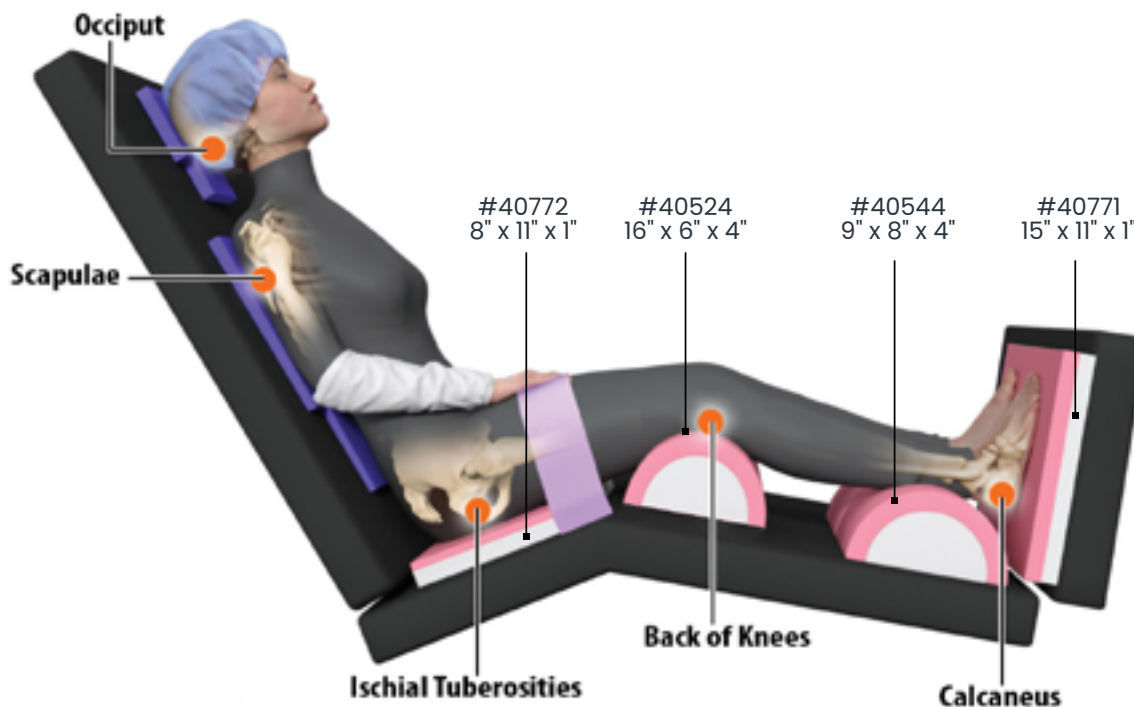
Proven Solutions that Help Patient Safety Advocates Meet AORN Guidelines & Recommendations

- "Placing padding between the patient and hard surfaces and using additional padding on bony prominences and other pressure points increases patient comfort, helps redistribute pressure, and decreases the potential for nerve or PI." *Section 3.4 - Pressure Injury Prevention*
- "Patients who undergo procedures in the prone position are vulnerable to pressure injury on the face, breasts, lower costal margins, iliac crests, genitalia, knees, and toes." *Section 7.1 - Prone Positioning*



Shoulder Surgery Positioning Solutions

Complete Solutions for Proper, Safe Patient Positioning on a Multitude of Surgical Tables and Chairs



SHOULDER

Enhanced Patient Safety For Your Preferred Positioning Technique



#40763
Beach Chair Head Restraint with DermaProx™



#40762
Two-Piece Beach Chair Head Wrap with DermaProx™



#90403
Shoulder Arthroscopy Kit


CE 0459



Anesthesia Positioning Solutions


Provide anatomical support and complete protection against Hospital-Acquired Pressure Injuries (HAPIs), while optimizing airway management

ANESTHESIA



#40445

Prone Head Positioner w/
PinkProtect™ Top



#40521

Prone Head Positioner
w/ PinkProtect™
Top & Bottom



#40770

Side-Prone Head Positioner
w/ PinkProtect™ Top



#40471

Lateral Head Positioner
w/ Adjustable
Heights & PinkProtect™
Top



#40519

Cradle Head Positioner
w/ PinkProtect™ Top



#40541

Low Profile Cradle Head
Positioner w/
PinkProtect™ Top



#NS30430

Nasotracheal Tube
Immobilizer (NTI)



#40518

Supine Head Positioner



#40466

Ocular Head Positioner
w/ Disposable Cover



#40436


Vitrectomy Head Positioner



#40599

ProneSafe Head Positioner
(Large)

#40699 (Pediatric)



#40448

7" Prone Head Positioner w/
DermaProx™ Top

#40468 (Pediatric)




Maggio Adjustable Prone Head Positioner

New
Product

Safer Skin Protection and Spinal Alignment for Surgical Patients

PRONE



#40441

Top layer of
DermaProx™
enhances HAPI
protection

Supportive base
layer optimizes
pressure
distribution

Patient Safety Advantages

- Various height settings adapt to the individual needs of your patients
- Multiple layers enhance patient safety
 - » Skin-friendly DermaProx™ top layer protects against Hospital-Acquired Pressure Injuries (HAPIs)
 - » Materials optimized for both skin protection and long-term support
- Open-cell material helps manage moisture; protect patients' skin



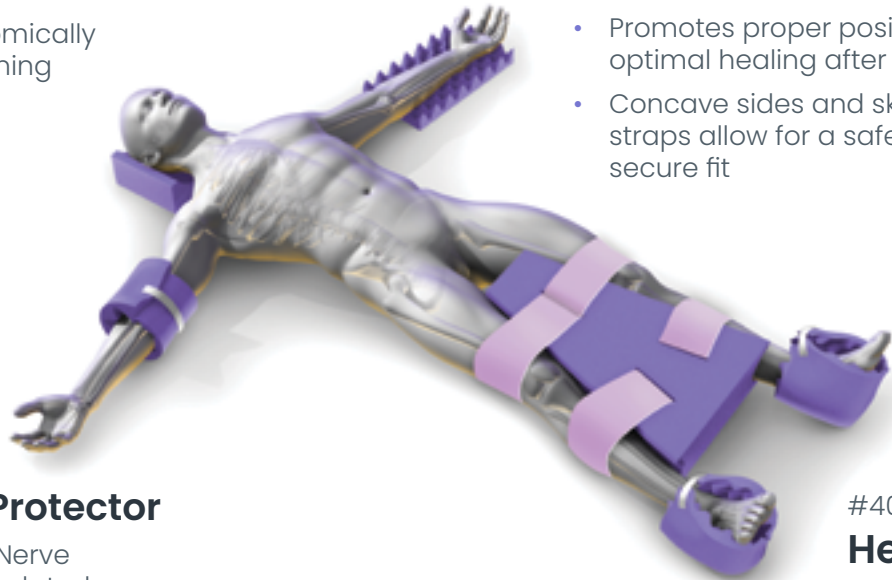
Safer Single-Use Positioning

GENERAL

#40404

Slotted Head Positioner

- Provides anatomically correct positioning of the head and neck



#40409

Abduction Pillow

- Promotes proper positioning for optimal healing after surgery
- Concave sides and skin-friendly straps allow for a safe and secure fit

#40411

Ulnar Nerve Protector


- Protects Ulnar Nerve from pressure related complications

#40412


Heel Protector

- Protects Plantar Nerve

Essential Positioning




#40432
Deluxe
Laminectomy
Arm Cradle



#40420
Standard
Laminectomy
Arm Cradle

#30210
Arm Board Strap



#40411
Ulnar Nerve
Protetor



#40412
Heel Protector

#30220
Knee and Body
Strap



Orthopedic Positioning



#40410
Abduction Pillow
(Large)



#40409
Abduction Pillow
(Medium)



#40408
Abduction Pillow
(Small)




DermaProx™

A Necessity for Every Pressure Injury Prevention Program

// “Apply prophylactic materials (eg, dressings, nonadherent devices designed to reduce PI risk) to bony prominences... or other areas subjected to pressure, friction, and shear...”

*AORN Recommendation, Section 4.1



#40527

#40528

#40529

#40514

Breathable, Adhesive Free, Skin-Friendly Protection

- Simple, safe solutions that help patient safety advocates meet AORN Guidelines and Recommendations*
- Breathable, moisture-wicking, pressure distributing material helps prevent HAPI occurrence
- Protects skin without the use of sticky adhesives; the removal of which may cause skin tears

Product #	Dimensions
#40527	11" x 8" x 0.5"
#40528	11" x 15" x 0.5"
#40529	11" x 15" x 1"
#40514	22" x 14" x 0.5"

// “[DermaProx] has greatly decreased skin redness and breakdown on the chin and bony prominences during long spinal cases. I have greater peace of mind using these products knowing that our patients are safe and better protected.”

— Mary Ann Pruskowski, RN, BSN, BSHA, CNOR, Neuro

HAPI PROTECTION



Schedule a Free CE Session

Contact Xodus Medical to Learn More About Continuing Education (CE) Opportunities for Your Facility!

CE #27455

Safe Patient Handling

Keeping OR Nurses and Their Patients Safe

Continuing Education Provider
ORManager

Funding Provided by
XODUS MEDICAL
Making Surgery Safer™




CE #4460

Improving Perioperative Outcomes Through Safe Patient Positioning

Continuing Education Provider
ORManager

Funding Provided by
XODUS MEDICAL
Making Surgery Safer™



XODUS MEDICAL
Making Surgery Safer™

702 Prominence Drive
New Kensington, PA 15068,
United States

www.xodusmedical.com
info@xodusmedical.com
Tel: 1+724-337-5500

FDA REGISTERED
ISO 13485 CERTIFIED



MADE IN THE
USA



CE



Follow Us on
Social Media